



# Loule World Cup Trampoline 2013

6 - 7 Set, 2013, Loule, Portugal








TRI / Qualifications

General Results

Page 1

## Individual Women/Trampoline

<u>Superior Jury</u>		CJP PAZOS, Immaculada	ESP		
Dmitri POLIAROUKH	TRA-TC	E1 PISCARRETA, Sara	POR	D6 SMITH, Chuck	AUS
Nikolai MAKAROV	TRA-TC	E2 ZNATY, Lea	FRA	D7 ADAMS, Oscar	MEX
Stephan DUCHESNE	TRA-TC	E3 FREDERIKSON, Trine	DEN	TOF YAKUBOV, Artem	UZB
		E4 FONTOURA, Fabricio	BRA		
		E5 KAGARLYTSKYI, Viktor	UKR		

Rk	Gymnasts		Routine	EXE	DIFF	TOF	DED	Score	Rk	TOTAL	
1	MACLENNAN, Rosannagh		CAN	1st	27,600	2,90	16,660	0,0	47,160	2	102,595 Q
				2nd	24,300	15,40	15,735	0,0	55,435	1	
2	HARCHONAK, Hanna		BLR	1st	27,900	2,90	17,000	0,0	47,800	1	101,875 Q
				2nd	25,200	13,10	15,775	0,0	54,075	3	
3	KUNDIUS, Irina		RUS	1st	27,600	2,00	17,275	0,0	46,875	3	101,085 Q
				2nd	23,400	14,60	16,210	0,0	54,210	2	
4	PAVLOVA, Yana		RUS	1st	26,100	2,90	16,630	0,0	45,630	11	99,285 Q
				2nd	22,800	14,80	16,055	0,0	53,655	4	
5	SMITH, Samantha		CAN	1st	26,700	2,90	16,505	0,0	46,105	8	98,595 Q
				2nd	22,200	15,00	15,290	0,0	52,490	8	
6	KHILKO, Ekaterina		UZB	1st	26,400	2,90	16,915	0,0	46,215	7	98,330 Q
				2nd	23,100	13,20	15,815	0,0	52,115	10	
7	RENTE, Ana		POR	1st	25,800	3,10	16,415	0,0	45,315	14	97,900 Q
				2nd	23,100	13,80	15,685	0,0	52,585	6	
8	KASPARYAN, Anna		UZB	1st	26,700	2,70	16,850	0,0	46,250	6	97,860 Q
				2nd	22,500	13,40	15,710	0,0	51,610	11	
9	SENDEL, Samantha		CAN	1st	25,500	2,50	16,530	0,0	44,530	18	97,520
				2nd	23,100	14,40	15,490	0,0	52,990	5	
10	KORNETSKAYA, Anna		RUS	1st	25,500	2,90	16,425	0,0	44,825	16	97,335
				2nd	23,100	13,70	15,710	0,0	52,510	7	
11	KYIKO, Maryna		UKR	1st	25,500	2,70	16,095	0,0	44,295	21	96,655 R
				2nd	22,800	14,00	15,560	0,0	52,360	9	
12	KISHI, Ayano		JPN	1st	26,400	2,90	16,415	0,0	45,715	10	96,345 R
				2nd	22,200	12,90	15,530	0,0	50,630	12	
13	MASESAVA, Valeryia		BLR	1st	25,800	2,00	16,465	0,0	44,265	22	94,355
				2nd	23,100	11,00	15,990	0,0	50,090	13	
14	LON, Maryia		BLR	1st	24,900	2,10	16,545	0,0	43,545	25	93,385
				2nd	21,300	13,10	15,440	0,0	49,840	14	
15	ECKES, Sarah		GER	1st	24,900	2,10	15,670	0,0	42,670	27	90,070



# Loulé World Cup Trampoline 2013

6 - 7 Set, 2013, Loulé, Portugal

TRI / Qualifications

General Results

Page 2

## Individual Women/Trampoline

			2nd	21,600	11,00	14,800	0,0	47,400	15	
16	BRODELET, Justine	 BEL	1st	25,800	2,90	15,840	0,0	44,540	17	88,275
			2nd	19,200	9,20	15,335	0,0	43,735	19	
17	GOMEZ, Gemma	 MEX	1st	23,100	2,50	14,735	0,0	40,335	32	87,300
			2nd	21,000	11,30	14,665	0,0	46,965	16	
18	TRON, Andrea	 MEX	1st	24,600	1,80	14,500	0,0	40,900	31	86,300
			2nd	21,300	10,00	14,100	0,0	45,400	18	
19	GRAM, Emilie	 DEN	1st	22,800	2,50	13,730	0,0	39,030	33	84,710
			2nd	21,900	9,90	13,880	0,0	45,680	17	
20	STJERNBERG, Madeleine	 SWE	1st	20,700	2,20	14,175	0,0	37,075	35	79,860
			2nd	19,500	9,60	13,685	0,0	42,785	20	
21	LOMELI, Alejandra	 MEX	1st	24,300	2,40	14,855	0,0	41,555	30	78,970
			2nd	17,100	8,90	11,415	0,0	37,415	21	
22	VORONINA, Victoria	 RUS	1st	26,400	2,70	17,175	0,0	46,275	5	73,860
			2nd	11,700	7,60	08,285	0,0	27,585	22	
23	ADAM, Leonie	 GER	1st	27,600	2,10	16,170	0,0	45,870	9	71,630
			2nd	11,100	6,50	08,160	0,0	25,760	23	
24	OTANI, Mayu	 JPN	1st	25,200	2,70	15,950	0,0	43,850	23	69,435
			2nd	11,100	6,70	07,785	0,0	25,585	24	
25	PRAT, Claudia	 ESP	1st	26,700	2,30	16,345	0,0	45,345	13	67,105
			2nd	9,600	5,60	06,560	0,0	21,760	25	
26	SAIOTE, Silvia	 POR	1st	24,900	3,10	16,350	0,0	44,350	20	60,730
			2nd	6,600	4,90	04,880	0,0	16,380	26	
27	MAKSHTAROVA, Sviatlana	 BLR	1st	26,700	3,10	16,825	0,0	46,625	4	58,195
			2nd	4,800	3,40	03,370	0,0	11,570	29	
28	GOLOVINA, Luba	 GEO	1st	24,900	1,50	15,560	0,0	41,960	29	58,170
			2nd	7,800	3,20	05,210	0,0	16,210	27	
29	GOMES, Camilla	 BRA	1st	26,100	2,90	16,565	0,0	45,565	12	56,065
			2nd	4,200	2,90	03,400	0,0	10,500	31	
30	SYVANYCH, Olena	 UKR	1st	26,700	2,50	16,065	0,0	45,265	15	55,905
			2nd	4,500	2,90	03,240	0,0	10,640	30	
31	MATHEUS, Giovanna	 BRA	1st	25,500	2,90	16,130	0,0	44,530	19	54,955
			2nd	4,800	2,30	03,325	0,0	10,425	32	
32	SJOBERG, Lina	 SWE	1st	20,700	2,90	14,320	0,0	37,920	34	52,410
			2nd	6,000	3,90	04,590	0,0	14,490	28	
33	ZAWADZKA, Emilia	 POL	1st	24,900	1,90	15,705	0,0	42,505	28	52,335



# Loulé World Cup Trampoline 2013







6 - 7 Set, 2013, Loule, Portugal

TRI / Qualifications

General Results

Page 3

## Individual Women/Trampoline

			2nd	4,500	2,10	03,230	0,0	9,830	33	
34	SATO, Yuna	 JPN	1st	24,900	2,50	16,440	0,0	43,840	24	49,600
			2nd	2,100	2,00	01,660	0,0	5,760	35	
35	MARTINS, Beatriz	 POR	1st	24,600	2,90	15,860	0,0	43,360	26	48,825
			2nd	2,100	1,70	01,665	0,0	5,465	37	
36	MOSKVINA, Nataliia	 UKR	1st	4,500	1,70	03,380	0,0	9,580	36	15,980
			2nd	2,700	2,00	01,700	0,0	6,400	34	
37	TKACHOVA, Alina	 UKR	1st	4,500	1,30	03,190	0,0	8,990	37	14,470
			2nd	2,400	1,50	01,580	0,0	5,480	36	
	SCHELSTRAETE, Ottilie	 BEL	1st	0,000	0,00	00,000	0,0	0,000	0	0,000
			2nd	0,000	0,00	00,000	0,0	0,000	0	
	YOSHIMURA, Miyu	 JPN	1st	0,000	0,00	00,000	0,0	0,000	0	0,000
			2nd	0,000	0,00	00,000	0,0	0,000	0	



# Loulé World Cup Trampoline 2013

6 - 7 Set, 2013, Loulé, Portugal

TRI / Qualifications

General Results

Page 4

## Individual Men/Trampoline

<u>Superior Jury</u>		CJP SÖDERLUND, Jenny	SWE		
Dmitri POLIAROUKH	TRA-TC	E1 SIEGFRIED, Patrick	GER	D6 SINYAKOVA, Olga	RUS
Nikolai MAKAROV	TRA-TC	E2 KHOPERIA, Rusudan	GEO	D7 SIWEK, Cassandra	CAN
Stephan DUCHESNE	TRA-TC	E3 JASPER, Caroline	BEL	TOF HAYN, Dieter	AUT
		E4 JAKUB, Zaim	POL		
		E5 IWASHITA, Yuriko	JPN		

Rk	Gymnasts		Routine	EXE	DIFF	TOF	DED	Score	Rk	TOTAL	
1	FEDORENKO, Nikita		RUS	1st	27,300	3,30	18,625	0,0	49,225	6	110,335 Q
				2nd	25,500	17,80	17,810	0,0	61,110	1	
2	HANCHAROU, Uladzislau		BLR	1st	27,900	3,80	18,415	0,0	50,115	2	109,335 Q
				2nd	24,900	17,10	17,220	0,0	59,220	2	
3	MEL'NIK, Mikhail		RUS	1st	28,800	3,10	18,400	0,0	50,300	1	108,695 Q
				2nd	23,700	17,30	17,395	0,0	58,395	5	
4	UEYAMA, Yasuhiro		JPN	1st	27,300	3,50	17,795	0,0	48,595	12	107,455 Q
				2nd	24,900	16,90	17,060	0,0	58,860	4	
5	BURNETT, Jason		CAN	1st	27,900	3,30	17,815	0,0	49,015	8	106,175 Q
				2nd	23,400	16,70	17,060	0,0	57,160	9	
6	CAMPUS, Matteo		FRA	1st	27,000	3,20	19,010	0,0	49,210	7	105,805 Q
				2nd	23,100	15,80	17,695	0,0	56,595	11	
7	MARTINY, Sebastien		FRA	1st	27,300	3,40	18,225	0,0	48,925	9	104,875 Q
				2nd	22,800	16,40	16,750	0,0	55,950	15	
8	SOEHN, Kyle		CAN	1st	27,000	2,70	17,555	0,0	47,255	20	104,740 Q
				2nd	24,900	16,00	16,585	0,0	57,485	7	
9	BYEDYEVKIN, Dmytro		UKR	1st	27,000	2,70	17,675	0,0	47,375	19	103,910 R
				2nd	24,000	15,80	16,735	0,0	56,535	12	
10	KAZAK, Mikalai		BLR	1st	26,400	3,10	17,905	0,0	47,405	18	103,835 R
				2nd	23,400	16,20	16,830	0,0	56,430	13	
11	SANTOS, Ricardo		POR	1st	24,000	3,40	18,275	0,0	45,675	36	102,740
				2nd	22,800	17,30	16,965	0,0	57,065	10	
12	PFLEIDERER, Matthias		GER	1st	26,100	2,90	17,690	0,0	46,690	27	102,555
				2nd	23,400	15,60	16,865	0,0	55,865	16	
13	JONIBEKOV, Husanby		UZB	1st	26,100	2,90	17,600	0,0	46,600	28	102,105
				2nd	25,800	13,00	16,705	0,0	55,505	17	
14	GERMAIN, Sebastien		CAN	1st	26,100	3,00	17,690	0,0	46,790	24	101,915
				2nd	23,400	15,60	16,125	0,0	55,125	18	
15	SOEHN, Keegan		CAN	1st	25,800	3,20	18,060	0,0	47,060	22	101,730



# Loulé World Cup Trampoline 2013

6 - 7 Set, 2013, Loulé, Portugal

TRI / Qualifications

General Results

Page 5

## Individual Men/Trampoline

			2nd	21,000	17,10	16,570	0,0	54,670	20	
16	RABTSAU, Aleh	BLR	1st	25,500	2,70	17,990	0,0	46,190	31	101,200
			2nd	21,900	16,20	16,910	0,0	55,010	19	
17	LEGROS, Romain	FRA	1st	26,700	3,40	18,600	0,0	48,700	11	100,510
			2nd	21,300	13,90	16,610	0,0	51,810	24	
18	GEENS, Joris	BEL	1st	26,100	2,70	17,615	0,0	46,415	30	100,035
			2nd	21,900	15,20	16,520	0,0	53,620	22	
19	HES, Bartłomiej	POL	1st	23,100	3,50	16,340	0,0	42,940	43	98,915
			2nd	23,100	16,40	16,475	0,0	55,975	14	
20	ANDRADE, Rafael	BRA	1st	26,700	2,80	17,265	0,0	46,765	25	98,425
			2nd	22,200	13,20	16,260	0,0	51,660	26	
21	NADLER, Rick	GER	1st	24,000	2,70	17,425	0,0	44,125	42	95,845
			2nd	20,400	15,40	15,920	0,0	51,720	25	
22	CASTELA, Samuel	POR	1st	23,400	1,60	16,070	0,0	41,070	48	95,235
			2nd	21,600	15,60	16,965	0,0	54,165	21	
23	ABERG, Mans	SWE	1st	22,500	2,50	16,870	0,0	41,870	46	93,975
			2nd	21,300	14,10	16,705	0,0	52,105	23	
24	BRICEÑO, Daniel	MEX	1st	22,800	3,10	16,595	0,0	42,495	45	93,535
			2nd	21,000	14,20	15,840	0,0	51,040	27	
25	USHAKOV, Dmitry	RUS	1st	28,500	3,30	18,270	0,0	50,070	3	93,430
			2nd	17,700	12,90	12,760	0,0	43,360	30	
26	CERVERA, Esaul	MEX	1st	25,500	3,10	16,510	0,0	45,110	37	92,900
			2nd	20,100	13,00	14,690	0,0	47,790	28	
27	JENSEN, Peter	DEN	1st	18,300	0,00	12,950	0,0	31,250	49	88,605
			2nd	23,700	16,70	16,955	0,0	57,355	8	
28	AZARIAN, Sergei	RUS	1st	27,900	3,50	18,160	0,0	49,560	5	86,435
			2nd	15,300	10,70	10,875	0,0	36,875	32	
29	SPATT, Martin	AUT	1st	24,000	1,50	15,705	0,0	41,205	47	85,455
			2nd	22,500	6,30	15,450	0,0	44,250	29	
30	RENAULT, Mickael	FRA	1st	16,200	0,00	11,270	0,0	27,470	50	85,055
			2nd	24,300	16,40	16,885	0,0	57,585	6	
31	BERLANDINO, Marc	ESP	1st	22,500	3,00	17,440	0,0	42,940	44	80,375
			2nd	14,100	11,70	11,635	0,0	37,435	31	
32	VOGEL, Fabian	GER	1st	26,100	3,20	17,435	0,0	46,735	26	74,165
			2nd	10,800	8,00	08,630	0,0	27,430	33	
33	NORDFORS, Jonas	SWE	1st	24,900	3,10	16,785	0,0	44,785	41	72,170



# Loulé World Cup Trampoline 2013

6 - 7 Set, 2013, Loulé, Portugal

TRI / Qualifications

General Results

Page 6

## Individual Men/Trampoline

			2nd	11,100	7,80	08,485	0,0	27,385	34	
34	ALHAMAD, Faraj	QAT	1st	24,600	2,50	17,730	0,0	44,830	40	68,970
			2nd	10,800	5,00	08,340	0,0	24,140	35	
35	KARLSSOM, Timoteus	SWE	1st	25,500	2,20	17,250	0,0	44,950	39	66,635
			2nd	8,100	6,90	06,685	0,0	21,685	36	
36	GAUDRY, Blake	AUS	1st	25,500	3,40	18,545	0,0	47,445	17	66,295
			2nd	8,100	5,10	05,650	0,0	18,850	37	
37	SONN, Kyrilo	GER	1st	27,300	3,50	18,045	0,0	48,845	10	60,820
			2nd	4,500	3,80	03,675	0,0	11,975	39	
38	TOMASZEWSKI, Lukasz	POL	1st	27,300	2,90	18,005	0,0	48,205	14	60,060
			2nd	4,800	3,40	03,655	0,0	11,855	42	
39	SAKAMOTO, Takashi	JPN	1st	27,300	3,30	17,415	0,0	48,015	15	59,975
			2nd	4,500	3,80	03,660	0,0	11,960	40	
40	VOLIANSKY, Maksym	UKR	1st	26,400	2,50	18,205	0,0	47,105	21	59,460
			2nd	4,800	3,80	03,755	0,0	12,355	38	
41	KISHI, Daiki	JPN	1st	0,000	0,00	00,000	0,0	0,000	0	58,960
			2nd	25,500	16,20	17,260	0,0	58,960	3	
42	AGHAMIROV, Ruslan	AZE	1st	25,800	2,50	17,460	0,0	45,760	34	57,680
			2nd	4,500	3,80	03,620	0,0	11,920	41	
43	ANGEL, Cesar	MEX	1st	25,500	2,70	17,500	0,0	45,700	35	57,440
			2nd	4,800	3,40	03,540	0,0	11,740	43	
44	GANCHINHO, Diogo	POR	1st	28,200	3,30	18,330	0,0	49,830	4	56,120
			2nd	2,400	2,00	01,890	0,0	6,290	45	
45	KOSHKADZE, Tengizi	GEO	1st	27,000	2,90	18,350	0,0	48,250	13	54,535
			2nd	2,400	2,00	01,885	0,0	6,285	46	
46	PALA, Carlos	BRA	1st	26,400	2,90	18,300	0,0	47,600	16	53,910
			2nd	2,400	2,00	01,910	0,0	6,310	44	
47	PROSTOROV, Mykola	UKR	1st	26,400	2,70	17,805	0,0	46,905	23	53,155
			2nd	2,400	2,00	01,850	0,0	6,250	47	
48	GARCIA, Jose	MEX	1st	26,700	2,90	16,930	0,0	46,530	29	52,705
			2nd	2,400	2,00	01,775	0,0	6,175	49	
49	PRYSHCHEPAU, Anton	BLR	1st	25,500	3,10	17,180	0,0	45,780	33	51,910
			2nd	2,400	2,00	01,730	0,0	6,130	50	
50	COOPER, Jared	NZL	1st	25,800	2,70	16,600	0,0	45,100	38	51,310
			2nd	2,400	2,00	01,810	0,0	6,210	48	
51	ABREU, Diogo	POR	1st	24,600	3,30	18,150	0,0	46,050	32	46,050



# Loule World Cup Trampoline 2013







6 - 7 Set, 2013, Loule, Portugal

TRI / Qualifications

General Results

Page 7

## Individual Men/Trampoline

			2nd	0,000	0,00	00,000	0,0	0,000	0	
VANDAMME, Kevin	 BEL	1st	0,000	0,00	00,000	0,0	0,000	0	0,000	
		2nd	0,000	0,00	00,000	0,0	0,000	0		
ANDERSEN, Christian	 DEN	1st	0,000	0,00	00,000	0,0	0,000	0	0,000	
		2nd	0,000	0,00	00,000	0,0	0,000	0		
ZAKRZEWSKI, Artur	 POL	1st	0,000	0,00	00,000	0,0	0,000	0	0,000	
		2nd	0,000	0,00	00,000	0,0	0,000	0		
JAWORSKI, Lukasz	 POL	1st	0,000	0,00	00,000	0,0	0,000	0	0,000	
		2nd	0,000	0,00	00,000	0,0	0,000	0		
SOBAKAR, Dmytro	 UKR	1st	0,000	0,00	00,000	0,0	0,000	0	0,000	
		2nd	0,000	0,00	00,000	0,0	0,000	0		
ISHII, Jun	 JPN	1st	0,000	0,00	00,000	0,0	0,000	0	0,000	
		2nd	0,000	0,00	00,000	0,0	0,000	0		