



Loule Cup 2013 DMT FIG ID 6157

5 - 7 Set, 2013, Loule, Portugal

DMT / Qualifications

General Results

Page 1

Individual Women/13-14

Superior Jury

Mónica MEXIA

CJP FREJEMARK, AlexanderSWE

E1 BARR, Ann NI D6 CASTANHO, Fábio POR

E2 MCPHALEN, Mary CAN D7 DILLEN, Alex BEL

E3 LOPES, Pedro POR

E4 RODRIGUES, Silvia ESP

E5 SALGADO, Larissa BRA

Rk	Gymnasts	Routine	EXE	DIFF	DED	Score	Rk	TOTAL
1	PENG, Beatriz	1st	28,200	3,00	0,0	31,200	2	63,000 Q
		2nd	28,500	3,30	0,0	31,800	1	
2	KENNY, Olivia	1st	27,900	3,40	0,0	31,300	1	62,800 Q
		2nd	26,700	4,80	0,0	31,500	2	
3	GONÇALVES, Débora	1st	28,200	2,90	0,0	31,100	3	62,300 Q
		2nd	28,500	2,70	0,0	31,200	4	
4	MENEZES, Sofia	1st	27,600	3,30	0,0	30,900	4	62,100 Q
		2nd	27,900	3,30	0,0	31,200	5	
5	YONI, Verdonck	1st	26,400	3,30	0,0	29,700	8	61,100 Q
		2nd	28,200	3,20	0,0	31,400	3	
6	KATO, Vivijs	1st	28,500	1,70	0,0	30,200	5	60,000 Q
		2nd	28,200	1,60	0,0	29,800	9	
7	ANICETO, Mariana	1st	27,000	2,40	0,0	29,400	9	59,300 Q
		2nd	28,200	1,70	0,0	29,900	8	
8	MELLON, Hanna	1st	27,000	2,20	0,0	29,200	10	59,200 Q
		2nd	27,300	2,70	0,0	30,000	7	
9	HOFFMANN, Natasha	1st	27,300	2,90	0,0	30,200	6	59,000
		2nd	26,100	2,70	0,0	28,800	13	
10	POTTING, Lilas	1st	26,400	2,70	0,0	29,100	11	58,600
		2nd	28,200	1,30	0,0	29,500	10	
11	SOUSA, Geyza	1st	27,900	1,80	0,0	29,700	7	58,500
		2nd	26,100	2,70	0,0	28,800	13	
12	ANOUK, Caers	1st	27,000	1,70	0,0	28,700	12	57,900
		2nd	27,600	1,60	0,0	29,200	12	
13	RIBEIRO, Thaiza	1st	26,700	1,60	0,0	28,300	13	57,800
		2nd	28,200	1,30	0,0	29,500	10	
14	CARRASQUEIRA, Ana	1st	26,100	1,20	0,0	27,300	16	55,800
		2nd	27,300	1,20	0,0	28,500	16	
15	GEDDIS, Jasmin	1st	25,500	1,20	0,0	26,700	19	55,300



Loule Cup 2013 TRA FIG ID 6157

5 - 7 Set, 2013, Loule, Portugal

TRI / Qualifications

General Results

Page 1

Individual Women/U13

<u>Superior Jury</u>	CJP CARDOSO, João	POR			
Mónica MEXIA	E1 FERREIRA, André	POR	D6 SANTOS, Pedro	POR	
	E2 JAMIESON, Lauren	SCO	D7 PAYNE, Alison	GBR	
	E3 CARTER, Craig	ENG	TOF TRONY, Ricardo	POR	
	E4 VIEGAS, Fábio	POR			
	E5 SISSONS, Andrew	ENG			

Rk	Gymnasts	Routine	EXE	DIFF	TOF	DED	Score	Rk	TOTAL
1	CORREIA, Sofia	1st	24,600	7,20	14,370	0,0	46,170	1	86,460 Q
		2nd	25,800	0,00	14,490	0,0	40,290	3	
2	SONGHURST, Madeleine	1st	24,600	0,00	14,770	0,0	39,370	3	84,920 Q
		2nd	23,700	7,60	14,250	0,0	45,550	1	
3	OWTONS, Amelia	1st	24,300	0,00	12,855	0,0	37,155	6	77,740 Q
		2nd	23,100	5,10	12,385	0,0	40,585	2	
4	STUBLEY, Hannah	1st	23,400	0,00	13,410	0,0	36,810	9	77,020 Q
		2nd	23,100	4,10	13,010	0,0	40,210	4	
5	HORTA, Mariana	1st	22,200	0,00	14,415	0,0	36,615	11	76,030 Q
		2nd	18,300	6,90	14,215	0,0	39,415	7	
6	BRITT, Caers	1st	22,800	0,00	12,420	0,0	35,220	13	74,625 Q
		2nd	20,700	6,50	12,205	0,0	39,405	8	
7	BRÁS, Joana	1st	21,600	0,00	13,185	0,0	34,785	18	74,475 Q
		2nd	21,000	6,00	12,690	0,0	39,690	5	
8	PUENTE-DODD, Noa	1st	21,600	0,00	13,305	0,0	34,905	16	74,325 Q
		2nd	20,700	5,90	12,820	0,0	39,420	6	
9	HUTCHINSON, Lia	1st	19,800	7,50	12,660	0,0	39,960	2	74,190 R
		2nd	20,700	0,00	13,530	0,0	34,230	24	
10	KERR, Zoe	1st	20,400	5,20	12,710	0,0	38,310	4	74,005 R
		2nd	22,800	0,00	12,895	0,0	35,695	20	
11	CATARINO, Mariana	1st	21,300	0,00	12,690	0,0	33,990	20	73,150
		2nd	20,700	5,40	13,060	0,0	39,160	9	
12	CASEY, Olivia	1st	21,000	0,00	13,030	0,0	34,030	19	72,340
		2nd	20,400	5,20	12,710	0,0	38,310	10	
13	SALAS, Maria	1st	18,600	5,40	12,815	0,0	36,815	8	72,185
		2nd	22,800	0,00	12,570	0,0	35,370	21	
14	DONLEVY, Orla	1st	22,500	0,00	12,680	0,0	35,180	14	72,160
		2nd	21,000	4,10	11,880	0,0	36,980	16	
15	HANSEN, Erin	1st	21,000	4,70	12,045	0,0	37,745	5	71,065



Loulé Cup 2013 TRA FIG ID 6157

5 - 7 Set, 2013, Loulé, Portugal

TRI / Qualifications

General Results

Page 2

Individual Women/U13

	2nd	21,600	0,00	11,720	0,0	33,320	27	
16 REYNOLDS, Juliette	1st	20,700	0,00	12,425	0,0	33,125	22	71,020
	2nd	20,700	5,20	11,995	0,0	37,895	14	
17 DUNLOP, Taylor	1st	21,900	5,20	09,725	0,0	36,825	7	70,190
	2nd	21,900	0,00	11,465	0,0	33,365	26	
18 SHORT, Molly	1st	19,500	4,10	12,090	0,0	35,690	12	70,145
	2nd	22,200	0,00	12,255	0,0	34,455	23	
19 QUINN, Tessa	1st	19,800	4,60	10,745	0,0	35,145	15	68,615
	2nd	21,900	0,00	11,570	0,0	33,470	25	
20 MATIAS, Sofia	1st	19,800	0,00	11,790	0,0	31,590	24	67,395
	2nd	20,100	3,70	12,005	0,0	35,805	17	
21 OLIVEIRA, Ana	1st	18,000	3,50	09,815	0,0	31,315	26	67,085
	2nd	23,400	0,00	12,370	0,0	35,770	18	
22 HAFFEY, Emma	1st	19,500	0,00	12,080	0,0	31,580	25	66,660
	2nd	18,600	4,60	11,880	0,0	35,080	22	
23 RICHARDSON, Kenzie	1st	20,700	3,40	10,780	0,0	34,880	17	65,105
	2nd	19,800	0,00	10,425	0,0	30,225	29	
24 PASSOS, Paula	1st	17,400	0,00	10,915	0,0	28,315	27	64,065
	2nd	21,600	3,20	10,950	0,0	35,750	19	
25 PASSOS, Carolina	1st	15,300	0,00	08,190	0,0	23,490	30	61,630
	2nd	21,900	3,20	13,040	0,0	38,140	12	
26 CAMPOS, Barbara	1st	22,800	0,00	13,905	0,0	36,705	10	57,795
	2nd	11,700	2,40	06,990	0,0	21,090	32	
27 JUNTER, Chloe	1st	17,700	0,00	09,880	0,0	27,580	28	56,045
	2nd	15,600	4,30	08,565	0,0	28,465	31	
28 LUDOVICO, Maria	1st	11,400	0,00	05,890	0,0	17,290	31	55,545
	2nd	22,500	4,10	11,655	0,0	38,255	11	
29 WOODS, Taneese	1st	15,600	0,00	08,450	0,0	24,050	29	53,430
	2nd	17,400	2,60	09,380	0,0	29,380	30	
30 SANTOS, Catarina	1st	21,000	0,00	12,085	0,0	33,085	23	52,995
	2nd	11,700	2,10	06,110	0,0	19,910	33	
31 GOODWIN, Kirsty	1st	4,200	0,00	02,715	0,0	6,915	32	44,955
	2nd	18,900	6,10	13,040	0,0	38,040	13	
32 SOUZA, Maria	1st	2,400	1,30	01,430	0,0	5,130	33	42,755
	2nd	24,900	0,00	12,725	0,0	37,625	15	
33 NELL, Caers	1st	21,900	0,00	11,780	0,0	33,680	21	38,105



Loule Cup 2013 TRA FIG ID 6157

5 - 7 Set, 2013, Loule, Portugal

TRI / Qualifications

General Results

Page 3

Individual Women/U13

	2nd	2,100	1,10	01,225	0,0	4,425	34		
34	CORREIA, Tatiana	1st	0,000	0,00	00,000	0,0	0,000	0	33,150
		2nd	20,100	0,00	13,050	0,0	33,150	28	



Loulé Cup 2013 TRA FIG ID 6157

5 - 7 Set, 2013, Loulé, Portugal

TRI / Qualifications

General Results

Page 1

Individual Men/Open

<u>Superior Jury</u>	CJP APOLONIA, Luis	ESP		
Mónica MEXIA	E1 DILSHOD, Sadikov	UZB	D6 OLIVEIRA, João	POR
	E2 RUZICKOVA, Magdalen	CZE	D7 SIEGFRIED, Patrick	GER
	E3 VARAJÃO, Ana	POR	TOF FARIA, Marco	POR
	E4 STAMMERS, Yasmin	GBR		
	E5 MEDEIROS, Ines	POR		

Rk	Gymnasts	Routine	EXE	DIFF	TOF	DED	Score	Rk	TOTAL
1	ABRAHAMS, Liam	1st	24,600	2,70	17,355	0,0	44,655	2	96,150 Q
		2nd	20,400	14,80	16,295	0,0	51,495	1	
2	ABRAHAMS, Ross	1st	24,600	2,70	17,040	0,0	44,340	4	94,835 Q
		2nd	22,200	12,00	16,295	0,0	50,495	3	
3	REID, Kameron	1st	23,400	2,90	17,320	0,0	43,620	5	94,425 Q
		2nd	24,600	8,60	17,605	0,0	50,805	2	
4	RODRIGUES, Diogo	1st	25,800	1,50	17,240	0,0	44,540	3	93,275 Q
		2nd	21,000	11,30	16,435	0,0	48,735	6	
5	LEAKEY, Thomas	1st	23,700	2,70	16,435	0,0	42,835	7	92,955 Q
		2nd	22,200	12,00	15,920	0,0	50,120	4	
6	CAEIRO, João	1st	23,700	2,50	17,395	0,0	43,595	6	92,225 Q
		2nd	19,500	12,50	16,630	0,0	48,630	7	
7	CATHCART, Boyd	1st	24,000	2,70	15,660	0,0	42,360	10	91,685 Q
		2nd	21,900	12,00	15,425	0,0	49,325	5	
8	BRAHIMI, Ali	1st	23,700	2,30	16,590	0,0	42,590	9	90,680 Q
		2nd	19,500	12,80	15,790	0,0	48,090	8	
9	ALMEIDA, David	1st	24,000	2,90	15,745	0,0	42,645	8	87,820 R
		2nd	20,400	9,10	15,675	0,0	45,175	10	
10	GLADDERS, Matthew	1st	22,200	1,80	16,240	0,0	40,240	13	85,425 R
		2nd	21,000	8,10	16,085	0,0	45,185	9	
11	CHIKHI, Tewfik	1st	23,400	2,10	15,260	0,0	40,760	12	84,470
		2nd	19,800	9,00	14,910	0,0	43,710	13	
12	PEALL, Matthew	1st	22,200	1,60	15,190	0,0	38,990	14	81,845
		2nd	19,800	7,80	15,255	0,0	42,855	14	
13	EMBREY, Guy	1st	22,800	3,10	16,170	0,0	42,070	11	79,245
		2nd	16,500	8,10	12,575	0,0	37,175	18	
14	LAZAR, Foudil	1st	18,600	0,70	13,285	0,0	32,585	17	77,710
		2nd	17,400	12,40	15,325	0,0	45,125	11	
15	BARRY, Raymond	1st	19,200	1,50	14,680	0,0	35,380	15	76,275



Loule Cup 2013 TRA FIG ID 6157

5 - 7 Set, 2013, Loule, Portugal

TRI / Qualifications

General Results

Page 2

Individual Men/Open

	2nd	18,600	7,50	14,795	0,0	40,895	16	
16 HARPER, Chris	1st	11,100	0,00	07,755	0,0	18,855	19	59,700
	2nd	16,200	9,00	15,645	0,0	40,845	17	
17 VALENTE, Luis	1st	14,400	0,60	09,990	0,0	24,990	18	59,480
	2nd	14,400	7,00	13,090	0,0	34,490	19	
18 ARMSTRONG, Mark	1st	8,400	0,00	06,360	0,0	14,760	20	59,430
	2nd	17,100	12,70	14,870	0,0	44,670	12	
19 ASHHAB, Naim	1st	24,900	2,90	16,855	0,0	44,655	1	55,515
	2nd	3,900	3,40	03,560	0,0	10,860	22	
20 CATTERTON, John	1st	20,400	0,90	12,545	0,0	33,845	16	52,770
	2nd	8,400	4,60	05,925	0,0	18,925	21	
21 MEYNEN, Jelle	1st	1,800	1,50	01,580	0,0	4,880	21	45,965
	2nd	16,200	10,70	14,185	0,0	41,085	15	
22 FRANCISCO, Emanuel	1st	0,000	0,00	00,000	0,0	0,000	0	28,155
	2nd	11,400	7,30	09,455	0,0	28,155	20	
MARTIN, Andrew	1st	0,000	0,00	00,000	0,0	0,000	0	0,000
	2nd	0,000	0,00	00,000	0,0	0,000	0	
NOBRE, Bruno	1st	0,000	0,00	00,000	0,0	0,000	0	0,000
	2nd	0,000	0,00	00,000	0,0	0,000	0	
FURÃO, Ricardo	1st	0,000	0,00	00,000	0,0	0,000	0	0,000
	2nd	0,000	0,00	00,000	0,0	0,000	0	
RAMALHO, Duarte	1st	0,000	0,00	00,000	0,0	0,000	0	0,000
	2nd	0,000	0,00	00,000	0,0	0,000	0	
COOPER, Jared	1st	0,000	0,00	00,000	0,0	0,000	0	0,000
	2nd	0,000	0,00	00,000	0,0	0,000	0	



Loule Cup 2013 TRA FIG ID 6157

5 - 7 Set, 2013, Loule, Portugal

TRI / Qualifications

General Results

Page 1

Individual Women/Open

<u>Superior Jury</u>	CJP MARQUES, Daniela	POR			
Mónica MEXIA	E1 JASPER, Caroline	BEL	D6 HAYN, Dieter	AUT	
	E2 MCPHALEN, Mary	CAN	D7 RANGEL, Rodolfo	BRA	
	E3 CASTANHO, Fábio	POR	TOF ADAMS, Oscar	MEX	
	E4 COULTER, Andrew	ENG			
	E5 RODRIGUES, Silvia	ESP			

Rk	Gymnasts	Routine	EXE	DIFF	TOF	DED	Score	Rk	TOTAL
1	CLARK, Pamela	1st	22,200	11,60	15,700	0,0	49,500	1	93,865 Q
		2nd	25,800	2,30	16,265	0,0	44,365	7	
2	LOZA, Dafne	1st	24,600	1,30	15,425	0,0	41,325	8	91,425 Q
		2nd	21,900	13,30	14,900	0,0	50,100	1	
3	THOMAS, Charlotte	1st	25,200	1,80	15,760	0,0	42,760	3	90,960 Q
		2nd	24,300	8,20	15,700	0,0	48,200	2	
4	ANDREW, Rhianna	1st	24,900	1,90	15,600	0,0	42,400	4	90,270 Q
		2nd	22,800	10,60	14,470	0,0	47,870	3	
5	TODD, Amy	1st	24,600	2,50	15,115	0,0	42,215	6	89,315 Q
		2nd	21,300	11,20	14,600	0,0	47,100	4	
6	BUITENDYK, Katy	1st	21,600	2,50	15,250	0,0	39,350	11	86,265 Q
		2nd	20,700	10,90	15,315	0,0	46,915	5	
7	HALL, Zara	1st	24,000	1,50	14,670	0,0	40,170	9	85,825 Q
		2nd	23,700	7,20	14,755	0,0	45,655	6	
8	BROWN, Caitlin	1st	21,900	8,90	14,360	0,0	45,160	2	84,905 Q
		2nd	23,400	1,50	14,845	0,0	39,745	10	
9	CAMEIRA, Marta	1st	23,400	1,30	13,945	0,0	38,645	12	81,360 R
		2nd	20,700	8,10	13,915	0,0	42,715	8	
10	DALEY, Amanda	1st	19,800	8,70	13,725	0,0	42,225	5	79,705 R
		2nd	21,600	1,70	14,180	0,0	37,480	11	
11	SILVA, Marta	1st	22,200	0,60	13,340	0,0	36,140	18	77,975
		2nd	19,800	7,60	14,435	0,0	41,835	9	
12	OSBORNE, Gemma	1st	22,500	2,20	14,735	0,0	39,435	10	75,685
		2nd	18,300	4,90	13,050	0,0	36,250	14	
13	MILLAR, Lauren	1st	21,300	2,20	13,535	0,0	37,035	15	73,375
		2nd	17,700	5,90	12,740	0,0	36,340	13	
14	GREEN, Olivia	1st	19,500	1,60	12,300	0,0	33,400	20	70,365
		2nd	19,500	5,10	12,365	0,0	36,965	12	
15	MULCAHY, Emily	1st	24,300	2,20	15,475	0,0	41,975	7	69,785



Loule Cup 2013 TRA FIG ID 6157

5 - 7 Set, 2013, Loule, Portugal

TRI / Qualifications

General Results

Page 2

Individual Women/Open

	2nd	13,500	5,50	08,810	0,0	27,810	18	
16 BEATON, Kirsty	1st	20,100	4,60	11,490	0,0	36,190	17	68,715
	2nd	18,900	1,70	11,925	0,0	32,525	16	
17 CLIFTON, Amber	1st	19,800	1,40	13,565	0,0	34,765	19	68,695
	2nd	15,300	5,50	13,130	0,0	33,930	15	
18 MACAIG, Hailey	1st	21,300	1,50	14,050	0,0	36,850	16	59,790
	2nd	11,100	4,60	07,240	0,0	22,940	19	
19 DORIEN, Glassee	1st	21,000	1,80	14,475	0,0	37,275	14	55,325
	2nd	8,100	4,00	05,950	0,0	18,050	20	
20 JAMIESON, Lauren	1st	15,000	2,10	12,645	0,0	29,745	21	47,020
	2nd	8,100	3,50	05,675	0,0	17,275	21	
21 PRCIC, Beatrice	1st	8,100	0,00	05,345	0,0	13,445	22	43,485
	2nd	14,700	5,50	09,840	0,0	30,040	17	
22 BOWIE, Kirsteen	1st	21,900	2,20	13,890	0,0	37,990	13	42,510
	2nd	1,800	1,20	01,520	0,0	4,520	22	



Loule Cup 2013 TRA FIG ID 6157

5 - 7 Set, 2013, Loule, Portugal

TRI / Qualifications

General Results

Page 1

Individual Men/Junior

Superior Jury

Mónica MEXIA

CJP OLIVEIRA, João	POR			
E1 HAYN, Dieter	AUT	D6 APOLONIA, Luís	ESP	
E2 RUZICKOVA, Magdalen	CZE	D7 JAKUB, Zaim	POL	
E3 ADAMS, Oscar	MEX	TOF BARR, Ann	NI	
E4 MEDEIROS, Ines	POR			
E5 DILSHOD, Sadikov	UZE			

Rk	Gymnasts	Routine	EXE	DIFF	TOF	DED	Score	Rk	TOTAL
1	FERREIRA, Pedro	1st	23,700	0,00	15,890	0,0	39,590	15	93,740 Q
		2nd	22,200	15,20	16,750	0,0	54,150	1	
2	SAMIRBEK, Usmonov	1st	25,800	0,00	16,220	0,0	42,020	4	93,640 Q
		2nd	22,500	13,30	15,820	0,0	51,620	4	
3	MOKHIRBEK, Olimjonov	1st	25,500	0,00	16,130	0,0	41,630	7	93,425 Q
		2nd	23,400	12,70	15,695	0,0	51,795	3	
4	MAMATALIYEV, George	1st	25,800	0,00	16,620	0,0	42,420	2	92,165 Q
		2nd	26,100	7,10	16,545	0,0	49,745	8	
5	BAUTISTA, Daniel	1st	24,300	0,00	16,380	0,0	40,680	9	91,915 Q
		2nd	20,700	14,20	16,335	0,0	51,235	5	
6	GESSWEIN, Tim-oliver	1st	24,900	0,00	15,745	0,0	40,645	10	91,775 Q
		2nd	21,900	13,80	15,430	0,0	51,130	6	
7	GREGORY, Henry	1st	24,900	0,00	16,120	0,0	41,020	8	90,615 Q
		2nd	23,100	10,70	15,795	0,0	49,595	9	
8	NUNES, André	1st	24,600	0,00	17,040	0,0	41,640	6	90,540 Q
		2nd	19,800	13,50	15,600	0,0	48,900	11	
9	LAGINHA, Marco	1st	22,800	0,00	17,380	0,0	40,180	13	89,240 R
		2nd	19,200	13,20	16,660	0,0	49,060	10	
10	MENDONZA, Amado	1st	24,600	0,00	15,815	0,0	40,415	11	88,960 R
		2nd	23,700	9,70	15,145	0,0	48,545	12	
11	HERNANDEZ, Hector	1st	24,600	0,00	15,460	0,0	40,060	14	88,550
		2nd	21,600	11,40	15,490	0,0	48,490	13	
12	MARSHALL, Dylan	1st	25,800	0,00	16,120	0,0	41,920	5	87,740
		2nd	18,300	12,90	14,620	0,0	45,820	16	
13	DANIL, Kolesnikov	1st	22,800	0,00	15,965	0,0	38,765	17	86,945
		2nd	22,200	10,40	15,580	0,0	48,180	14	
14	RUZIMUKHAMMAD, Khatamov	1st	26,700	0,00	15,780	0,0	42,480	1	86,750
		2nd	20,100	10,20	13,970	0,0	44,270	19	
15	AMIRAN, Babayan	1st	18,300	0,00	14,615	0,0	32,915	27	85,790



Loulé Cup 2013 TRA FIG ID 6157

5 - 7 Set, 2013, Loulé, Portugal

TRI / Qualifications

General Results

Page 2

Individual Men/Junior

	2nd	23,400	13,70	15,775	0,0	52,875	2	
16 WEEDEN, Edward	1st	21,600	0,00	15,545	0,0	37,145	19	81,910
	2nd	19,200	10,10	15,465	0,0	44,765	18	
17 MAJER, Lukas	1st	23,400	0,00	15,905	0,0	39,305	16	80,405
	2nd	18,300	10,50	12,300	0,0	41,100	28	
18 HAMBY, George	1st	20,700	0,00	15,305	0,0	36,005	21	79,875
	2nd	19,500	9,70	14,670	0,0	43,870	20	
19 BLAIR, Jack	1st	21,600	0,00	15,195	0,0	36,795	20	79,155
	2nd	18,600	8,70	15,060	0,0	42,360	26	
20 SENDALL, Callum	1st	21,600	0,00	14,360	0,0	35,960	22	77,835
	2nd	19,800	7,60	14,475	0,0	41,875	27	
21 LUCAS, Ricardo	1st	19,200	0,00	15,860	0,0	35,060	23	77,580
	2nd	18,000	9,20	15,320	0,0	42,520	24	
22 ATKIN, Brody	1st	20,100	0,00	14,230	0,0	34,330	25	76,770
	2nd	20,400	8,30	13,740	0,0	42,440	25	
23 STONE, Rio	1st	19,500	0,00	14,355	0,0	33,855	26	76,695
	2nd	21,900	6,30	14,640	0,0	42,840	22	
24 MORGADO, Nuno	1st	20,400	0,00	14,440	0,0	34,840	24	74,890
	2nd	18,900	6,70	14,450	0,0	40,050	30	
25 WEILAND, Lars	1st	25,200	0,00	17,000	0,0	42,200	3	73,870
	2nd	12,600	9,00	10,070	0,0	31,670	31	
26 RUILOBA, Antonio	1st	15,000	0,00	10,975	0,0	25,975	29	71,220
	2nd	18,900	11,70	14,645	0,0	45,245	17	
27 NOVELLE, Eduardo	1st	14,100	0,00	09,625	0,0	23,725	31	66,345
	2nd	17,700	11,50	13,420	0,0	42,620	23	
28 QASSEM, Saeed	1st	23,700	0,00	16,505	0,0	40,205	12	64,985
	2nd	8,700	6,30	09,780	0,0	24,780	32	
29 COWPER, Benjamin	1st	14,100	0,00	10,090	0,0	24,190	30	64,960
	2nd	19,500	8,20	13,070	0,0	40,770	29	
30 SISSONS, Jake	1st	9,000	0,00	06,645	0,0	15,645	33	62,185
	2nd	16,800	13,50	16,240	0,0	46,540	15	
31 LENOIR, Loic	1st	6,600	0,00	05,060	0,0	11,660	34	61,975
	2nd	20,700	13,60	16,015	0,0	50,315	7	
32 SAMIENTO, Aldo	1st	21,600	0,00	16,115	0,0	37,715	18	53,315
	2nd	6,300	4,50	04,800	0,0	15,600	33	
33 WEDBERG, Petter	1st	4,500	0,00	03,150	0,0	7,650	35	51,460



Loule Cup 2013 TRA FIG ID 6157

5 - 7 Set, 2013, Loule, Portugal

TRI / Qualifications

General Results

Page 3

Individual Men/Junior

	2nd	19,500	9,10	15,210	0,0	43,810	21	
34 SICKMOELLER, Marcus	1st	15,900	0,00	10,375	0,0	26,275	28	31,745
	2nd	2,100	1,70	01,670	0,0	5,470	34	
35 AFONSO, Luis	1st	13,500	0,00	09,820	0,0	23,320	32	23,320
	2nd	0,000	0,00	00,000	0,0	0,000	0	
TARDIF, Ryan	1st	0,000	0,00	00,000	0,0	0,000	0	0,000
	2nd	0,000	0,00	00,000	0,0	0,000	0	
SOUSA, Iago	1st	0,000	0,00	00,000	0,0	0,000	0	0,000
	2nd	0,000	0,00	00,000	0,0	0,000	0	



Loule Cup 2013 TRA FIG ID 6157

5 - 7 Set, 2013, Loule, Portugal

TRI / Qualifications

General Results

Page 1

Individual Women/Junior

<u>Superior Jury</u>	CJP APOLONIA, Luis	ESP			
Mónica MEXIA	E1 ZERMENO, Margarita	MEX	D6 SHORT, June	ENG	
	E2 APOLONIA, Luis	ESP	D7 MEDEIROS, Ines	POR	
	E3 RUZICKOVA, Magdalen	CZE	TOF DILSHOD, Sadikov	UZE	
	E4 MARQUES, Daniela	POR			
	E5 STAMMERS, Yasmin	GBR			

Rk	Gymnasts	Routine	EXE	DIFF	TOF	DED	Score	Rk	TOTAL
1	GIESBRECHT, Alexandria	1st	25,500	0,00	15,400	0,0	40,900	8	90,965 Q
		2nd	22,500	13,20	14,365	0,0	50,065	1	
2	MUELLER, Silva	1st	24,900	0,00	15,090	0,0	39,990	10	87,350 Q
		2nd	21,300	11,30	14,760	0,0	47,360	3	
3	GOMES, Ana	1st	25,800	0,00	14,900	0,0	40,700	9	87,335 Q
		2nd	26,100	5,60	14,935	0,0	46,635	5	
4	LENSKER, Phyllis	1st	24,300	0,00	15,065	0,0	39,365	14	86,810 Q
		2nd	23,400	9,00	15,045	0,0	47,445	2	
5	ASCENCIO, Veronica	1st	24,600	0,00	14,655	0,0	39,255	15	86,505 Q
		2nd	23,700	9,00	14,550	0,0	47,250	4	
6	STEVENS, Sally	1st	24,000	0,00	15,405	0,0	39,405	13	85,480 Q
		2nd	21,900	8,90	15,275	0,0	46,075	6	
7	ROSAS, Lindasay	1st	24,600	0,00	14,170	0,0	38,770	20	84,175 Q
		2nd	22,200	9,70	13,505	0,0	45,405	9	
8	BRÁS, Mafalda	1st	20,400	10,00	14,210	0,0	44,610	1	83,625 Q
		2nd	24,300	0,00	14,715	0,0	39,015	27	
9	ABDULLAH, Fatima	1st	22,500	0,00	15,085	0,0	37,585	24	83,210 R
		2nd	22,200	8,80	14,625	0,0	45,625	8	
10	GILES, Lauren	1st	23,400	0,00	14,165	0,0	37,565	25	83,205 R
		2nd	22,800	8,30	14,540	0,0	45,640	7	
11	CARVALHO, Mariana	1st	22,800	0,00	15,280	0,0	38,080	22	82,810
		2nd	19,800	10,30	14,630	0,0	44,730	12	
12	MAIOR, Ingrid	1st	24,000	0,00	14,980	0,0	38,980	17	82,410
		2nd	18,900	9,20	15,330	0,0	43,430	16	
13	WHITTERS, Louise	1st	24,600	0,00	14,185	0,0	38,785	19	82,360
		2nd	21,000	8,90	13,675	0,0	43,575	14	
14	HERNANDEZ, Samantha	1st	23,700	0,00	13,595	0,0	37,295	26	82,220
		2nd	21,600	9,70	13,625	0,0	44,925	10	
15	SIKOROVA, Karolina	1st	23,700	0,00	14,555	0,0	38,255	21	81,875



Loulé Cup 2013 TRA FIG ID 6157

5 - 7 Set, 2013, Loulé, Portugal

TRI / Qualifications

General Results

Page 2

Individual Women/Junior

	2nd	20,700	9,10	13,820	0,0	43,620	13	
16 AKHAVAN-HEZAVEH, Sophie	1st	22,200	0,00	13,835	0,0	36,035	35	80,925
	2nd	22,800	8,10	13,990	0,0	44,890	11	
17 SMITH, Vanessa	1st	22,800	0,00	14,495	0,0	37,295	27	80,515
	2nd	20,700	8,30	14,220	0,0	43,220	18	
18 HERRNSTEIN, Miriam	1st	22,800	0,00	14,230	0,0	37,030	29	80,085
	2nd	21,000	7,80	14,255	0,0	43,055	19	
19 ORR, Chloe	1st	22,200	0,00	14,510	0,0	36,710	31	80,040
	2nd	21,600	7,10	14,630	0,0	43,330	17	
20 LUNDBLAD, Louise	1st	21,000	7,80	14,545	0,0	43,345	4	79,870
	2nd	21,900	0,00	14,625	0,0	36,525	33	
21 RYDÉN, Hanna	1st	22,800	0,00	14,320	0,0	37,120	28	79,840
	2nd	19,500	9,10	14,120	0,0	42,720	20	
22 DONLEVY, Ciara	1st	21,900	7,50	14,340	0,0	43,740	3	79,535
	2nd	21,600	0,00	14,195	0,0	35,795	36	
23 FERGUSON, Rhona	1st	22,200	7,00	14,670	0,0	43,870	2	79,465
	2nd	21,600	0,00	13,995	0,0	35,595	37	
24 NETO, Débora	1st	22,200	0,00	14,550	0,0	36,750	30	78,760
	2nd	22,200	5,50	14,310	0,0	42,010	21	
25 ANTON, Yael	1st	20,100	8,80	12,980	0,0	41,880	5	78,490
	2nd	22,500	0,00	14,110	0,0	36,610	32	
26 MULLARKEY, Aylisha	1st	22,800	0,00	13,590	0,0	36,390	33	78,110
	2nd	21,600	6,40	13,720	0,0	41,720	22	
27 HARRISON, Aimee	1st	20,100	7,40	13,815	0,0	41,315	7	78,045
	2nd	22,800	0,00	13,930	0,0	36,730	31	
28 MARTINEZ, Karina	1st	24,300	0,00	15,315	0,0	39,615	11	77,820
	2nd	18,600	7,40	12,205	0,0	38,205	30	
29 TREMAIN, Kira	1st	19,500	7,20	14,815	0,0	41,515	6	77,395
	2nd	20,700	0,00	15,180	0,0	35,880	35	
30 CAMPBELL, Linzi	1st	22,200	0,00	13,460	0,0	35,660	36	76,530
	2nd	21,300	5,90	13,670	0,0	40,870	23	
31 O'BRIEN, Caitlin	1st	18,900	7,50	12,555	0,0	38,955	18	75,115
	2nd	21,600	0,00	14,560	0,0	36,160	34	
32 CUNHA, Marta	1st	21,000	0,00	13,850	0,0	34,850	37	74,140
	2nd	18,000	7,80	13,490	0,0	39,290	26	
33 WAINE, Kayleigh	1st	20,700	0,00	13,370	0,0	34,070	39	74,120



Loulé Cup 2013 TRA FIG ID 6157

5 - 7 Set, 2013, Loulé, Portugal

TRI / Qualifications

General Results

Page 3

Individual Women/Junior

	2nd	20,700	6,00	13,350	0,0	40,050	25	
34 SILVA, Beatriz	1st	19,800	5,70	13,930	0,0	39,430	12	73,305
	2nd	19,800	0,00	14,075	0,0	33,875	38	
35 FERREIRA, Ana	1st	18,000	0,00	11,535	0,0	29,535	44	72,995
	2nd	22,500	7,60	13,360	0,0	43,460	15	
36 CASTELA, Joana	1st	20,400	0,00	12,920	0,0	33,320	40	72,260
	2nd	19,500	6,30	13,140	0,0	38,940	28	
37 EDISON, Laura	1st	20,700	0,00	11,665	0,0	32,365	42	70,985
	2nd	18,900	7,00	12,720	0,0	38,620	29	
38 MOTA, Andreia	1st	19,200	0,00	10,990	0,0	30,190	43	70,475
	2nd	21,600	5,30	13,385	0,0	40,285	24	
39 GARZA, Melissa	1st	23,700	0,00	14,245	0,0	37,945	23	64,910
	2nd	12,900	5,50	08,565	0,0	26,965	39	
40 HALL, Caroline	1st	22,200	0,00	14,330	0,0	36,530	32	55,290
	2nd	8,400	4,60	05,760	0,0	18,760	45	
41 NETO, Bruna	1st	17,400	4,50	12,670	0,0	34,570	38	54,745
	2nd	11,700	0,00	08,475	0,0	20,175	43	
42 GIRVAN, Jessica	1st	12,900	0,00	11,780	0,0	24,680	46	49,505
	2nd	12,900	3,50	08,425	0,0	24,825	40	
43 CONSTÂNCIO, Catarina	1st	15,000	5,50	12,415	0,0	32,915	41	45,405
	2nd	7,500	0,00	04,990	0,0	12,490	46	
44 BATISTA, Rita	1st	23,100	0,00	16,060	0,0	39,160	16	44,395
	2nd	2,100	1,50	01,635	0,0	5,235	49	
45 COSTANZA, Micheline	1st	21,300	0,00	14,815	0,0	36,115	34	41,535
	2nd	2,100	1,70	01,620	0,0	5,420	48	
46 WEILER, Mona	1st	15,300	0,00	11,000	0,0	26,300	45	36,095
	2nd	3,900	2,70	03,195	0,0	9,795	47	
47 COELHO, Sofia	1st	8,400	0,00	05,950	0,0	14,350	47	35,470
	2nd	10,500	3,40	07,220	0,0	21,120	41	
48 BARATA, Lidia	1st	1,800	1,00	01,305	0,0	4,105	48	24,250
	2nd	6,600	0,00	13,545	0,0	20,145	44	
49 LEMOINE, Alva	1st	2,100	0,00	01,440	0,0	3,540	49	24,120
	2nd	9,600	4,00	06,980	0,0	20,580	42	
WAHDAN, Nadeen	1st	0,000	0,00	00,000	0,0	0,000	0	0,000
	2nd	0,000	0,00	00,000	0,0	0,000	0	
LECUONA, Laura	1st	0,000	0,00	00,000	0,0	0,000	0	0,000



Loule Cup 2013 TRA FIG ID 6157

5 - 7 Set, 2013, Loule, Portugal

TRI / Qualifications

General Results

Page 4

Individual Women/Junior

2nd	0,000	0,00	00,000	0,0	0,000	0
-----	-------	------	--------	-----	-------	---



Loule Cup 2013 TRA FIG ID 6157

5 - 7 Set, 2013, Loule, Portugal

TRI / Qualifications

General Results

Page 5

Individual Women/Junior

<u>Superior Jury</u>	CJP OLIVEIRA, João	POR							
Mónica MEXIA	E1 HAYN, Dieter	AUT	D6 APOLONIA, Luís	ESP					
	E2 OLGA, Nazarova	KAZ	D7 KONRAD, Bojakowski	POL					
	E3 STAMMERS, Yasmin	GBR	TOF RUZICKOVA, Magdale	CZE					
	E4 MEDEIROS, Ines	POR							
	E5 DILSHOD, Sadikov	UZE							

Rk	Gymnasts	Routine	EXE	DIFF	TOF	DED	Score	Rk	TOTAL
12	MAIOR, Ingrid	1st	24,000	0,00	14,980	0,0	38,980	17	82,410 Q
		2nd	18,900	9,20	15,330	0,0	43,430	16	



Loule Cup 2013 TRA FIG ID 6157

5 - 7 Set, 2013, Loule, Portugal

TRI / Qualifications

General Results

Page 1

Individual Men/13-14

<u>Superior Jury</u>	CJP CARDOSO, João	POR			
Mónica MEXIA	E1 FERREIRA, André	POR	D6 SANTOS, Pedro	POR	
	E2 JAMIESON, Lauren	SCO	D7 PAYNE, Alison	GBR	
	E3 CARTER, Craig	ENG	TOF TRONY, Ricardo	POR	
	E4 VIEGAS, Fábio	POR			
	E5 SISSONS, Andrew	ENG			

Rk	Gymnasts	Routine	EXE	DIFF	TOF	DED	Score	Rk	TOTAL
1	HARTEY, Robin	1st	27,300	0,00	15,905	0,0	43,205	1	93,410 Q
		2nd	23,100	12,10	15,005	0,0	50,205	1	
2	ROMÃO, Tiago	1st	26,100	0,00	16,285	0,0	42,385	2	92,010 Q
		2nd	25,800	7,50	16,325	0,0	49,625	2	
3	NORTHOVER, Rhys	1st	26,100	0,00	15,985	0,0	42,085	3	91,170 Q
		2nd	21,600	12,70	14,785	0,0	49,085	3	
4	PRAZERES, Gonçalo	1st	24,300	0,00	14,550	0,0	38,850	9	84,645 Q
		2nd	22,800	8,50	14,495	0,0	45,795	4	
5	PEDROSA, Pedro	1st	24,600	0,00	14,900	0,0	39,500	6	83,450 Q
		2nd	23,100	6,00	14,850	0,0	43,950	6	
6	FARO, Gonçalo	1st	23,100	0,00	14,210	0,0	37,310	12	83,095 Q
		2nd	22,800	8,70	14,285	0,0	45,785	5	
7	CATHCART, Daniel	1st	24,300	0,00	13,810	0,0	38,110	10	80,310 Q
		2nd	19,200	10,10	12,900	0,0	42,200	8	
8	RASMUSSEN, Oliver	1st	24,000	0,00	14,990	0,0	38,990	8	80,110 Q
		2nd	19,500	7,70	13,920	0,0	41,120	11	
9	MARCHÃO, Daniel	1st	23,400	0,00	14,185	0,0	37,585	11	78,245 R
		2nd	20,400	6,00	14,260	0,0	40,660	12	
10	CROSSAN, Callum	1st	22,200	0,00	13,950	0,0	36,150	15	77,295 R
		2nd	20,700	7,10	13,345	0,0	41,145	10	
11	FEIJOO, Diego	1st	22,500	0,00	13,760	0,0	36,260	14	76,680
		2nd	18,600	8,20	13,620	0,0	40,420	13	
12	PINTO, João	1st	20,400	0,00	13,850	0,0	34,250	20	76,060
		2nd	20,100	8,30	13,410	0,0	41,810	9	
13	RASMUSSEN, Mathias	1st	21,900	0,00	14,725	0,0	36,625	13	75,805
		2nd	18,300	7,10	13,780	0,0	39,180	15	
14	RAMINHOS, Vasco	1st	20,700	0,00	14,610	0,0	35,310	18	75,510
		2nd	18,000	8,30	13,900	0,0	40,200	14	
15	SILVA, Samuel	1st	20,700	0,00	11,910	0,0	32,610	22	70,075



Loulé Cup 2013 TRA FIG ID 6157

5 - 7 Set, 2013, Loulé, Portugal

TRI / Qualifications

General Results

Page 2

Individual Men/13-14

	2nd	21,600	3,80	12,065	0,0	37,465	16	
16 ESTEVÃO, Diogo	1st	21,900	0,00	12,095	0,0	33,995	21	69,430
	2nd	18,900	4,40	12,135	0,0	35,435	17	
17 RASMUSSEN, Jacob	1st	15,000	0,00	10,500	0,0	25,500	25	69,215
	2nd	22,800	5,90	15,015	0,0	43,715	7	
18 KOCH-MATHEWS, Frej	1st	21,900	0,00	12,420	0,0	34,320	19	68,370
	2nd	18,000	6,10	09,950	0,0	34,050	18	
19 DOMURO, Lucas	1st	24,900	0,00	14,425	0,0	39,325	7	61,865
	2nd	11,700	4,20	06,640	0,0	22,540	20	
20 MULHOLLAND, Niall	1st	20,400	0,00	10,850	0,0	31,250	23	58,805
	2nd	15,300	3,90	08,355	0,0	27,555	19	
21 HOLGERSSON, Felix	1st	25,800	0,00	14,640	0,0	40,440	4	55,515
	2nd	6,600	4,00	04,475	0,0	15,075	24	
22 CRUZ, André	1st	22,500	0,00	13,455	0,0	35,955	16	53,595
	2nd	9,900	2,10	05,640	0,0	17,640	22	
23 JUNIOR, Rafael	1st	23,400	0,00	12,280	0,0	35,680	17	49,170
	2nd	6,600	3,00	03,890	0,0	13,490	26	
24 SABOUR, Abdelkader	1st	25,800	0,00	13,965	0,0	39,765	5	44,960
	2nd	2,400	1,30	01,495	0,0	5,195	27	
25 MULLEN, Oisin	1st	17,100	0,00	09,565	0,0	26,665	24	42,800
	2nd	8,400	2,30	05,435	0,0	16,135	23	
26 FILHO, Alexandre	1st	4,200	0,00	02,515	0,0	6,715	27	26,455
	2nd	10,500	3,10	06,140	0,0	19,740	21	
27 CORREA, Tawan	1st	4,800	0,00	03,545	0,0	8,345	26	22,530
	2nd	8,400	1,00	04,785	0,0	14,185	25	
IEGOR, Anisimov	1st	0,000	0,00	00,000	0,0	0,000	0	0,000
	2nd	0,000	0,00	00,000	0,0	0,000	0	



Loule Cup 2013 TRA FIG ID 6157

5 - 7 Set, 2013, Loule, Portugal

TRI / Qualifications

General Results

Page 1

Individual Women/13-14

<u>Superior Jury</u>	CJP MARQUES, João	POR			
Mónica MEXIA	E1 FERREIRA, André	POR	D6 CARDOSO, João	POR	
	E2 DILLEN, Alex	BEL	D7 PAYNE, Alison	GBR	
	E3 SALGADO, Larissa	BRA	TOF TRONY, Ricardo	POR	
	E4 SANTOS, Pedro	POR			
	E5 RINGSSELL, Andrew	ENG			

Rk	Gymnasts	Routine	EXE	DIFF	TOF	DED	Score	Rk	TOTAL
1	SONGHURST, Isabelle	1st	25,500	0,00	15,590	0,0	41,090	1	91,615 Q
		2nd	23,400	12,10	15,025	0,0	50,525	1	
2	KENNY, Olivia	1st	24,900	0,00	14,980	0,0	39,880	4	89,900 Q
		2nd	24,300	10,50	15,220	0,0	50,020	2	
3	FARANGIZ, Ruzieva	1st	24,900	0,00	15,180	0,0	40,080	3	87,630 Q
		2nd	22,800	9,70	15,050	0,0	47,550	3	
4	SMALL, Kathryn	1st	26,400	0,00	14,405	0,0	40,805	2	85,435 Q
		2nd	21,600	8,70	14,330	0,0	44,630	4	
5	IREDALE, Georgia	1st	24,300	0,00	13,895	0,0	38,195	5	80,980 Q
		2nd	21,600	7,50	13,685	0,0	42,785	6	
6	YONI, Verdonck	1st	22,800	0,00	13,475	0,0	36,275	17	79,475 Q
		2nd	21,600	8,40	13,200	0,0	43,200	5	
7	DOMINIKA, Warchol	1st	23,700	0,00	13,965	0,0	37,665	8	79,060 Q
		2nd	19,200	9,30	12,895	0,0	41,395	11	
8	SOUSA, Geyza	1st	22,200	0,00	14,170	0,0	36,370	16	78,785 Q
		2nd	21,600	6,60	14,215	0,0	42,415	8	
9	THOMASEN, Sarah	1st	24,000	0,00	13,560	0,0	37,560	11	78,595 R
		2nd	21,600	5,80	13,635	0,0	41,035	13	
10	HERNENDEZ, Gemma	1st	23,400	0,00	13,595	0,0	36,995	14	78,310 R
		2nd	20,400	8,20	12,715	0,0	41,315	12	
11	COCURANE, Holly	1st	22,200	0,00	13,715	0,0	35,915	20	78,005
		2nd	21,600	6,80	13,690	0,0	42,090	9	
12	POTTING, Lilas	1st	24,300	0,00	13,545	0,0	37,845	7	77,980
		2nd	22,200	4,90	13,035	0,0	40,135	15	
13	CUNHA, Mariana	1st	23,700	0,00	13,705	0,0	37,405	12	77,445
		2nd	19,800	7,00	13,240	0,0	40,040	16	
14	GONÇALVES, Débora	1st	23,400	0,00	14,165	0,0	37,565	10	77,345
		2nd	18,000	8,10	13,680	0,0	39,780	18	
15	GUILLAUME, Freya	1st	22,500	0,00	13,385	0,0	35,885	21	76,505



Loulé Cup 2013 TRA FIG ID 6157

5 - 7 Set, 2013, Loule, Portugal

TRI / Qualifications

General Results

Page 2

Individual Women/13-14

	2nd	21,000	6,80	12,820	0,0	40,620	14	
16 ANICETO, Mariana	1st	22,500	0,00	13,505	0,0	36,005	18	75,940
	2nd	19,500	7,10	13,335	0,0	39,935	17	
17 JACOB, Jessica	1st	24,300	0,00	12,840	0,0	37,140	13	75,760
	2nd	20,100	6,20	12,320	0,0	38,620	20	
18 PATERSON, Katie	1st	22,200	0,00	12,650	0,0	34,850	23	74,295
	2nd	21,000	6,40	12,045	0,0	39,445	19	
19 GRAY, Beth	1st	21,900	0,00	12,590	0,0	34,490	25	72,605
	2nd	21,000	4,30	12,815	0,0	38,115	21	
20 KATO, Vivijs	1st	22,500	0,00	12,500	0,0	35,000	22	72,415
	2nd	20,100	5,00	12,315	0,0	37,415	23	
21 CAVE, Ruby	1st	21,300	0,00	13,505	0,0	34,805	24	72,305
	2nd	19,500	5,60	12,400	0,0	37,500	22	
22 ARCHER, Tegan	1st	21,600	0,00	11,975	0,0	33,575	29	69,260
	2nd	19,800	4,00	11,885	0,0	35,685	25	
23 GEDDIS, Jasmin	1st	19,500	0,00	12,430	0,0	31,930	31	68,660
	2nd	19,200	5,20	12,330	0,0	36,730	24	
24 MENEZES, Sofia	1st	14,700	0,00	09,780	0,0	24,480	35	67,215
	2nd	21,600	7,10	14,035	0,0	42,735	7	
25 TODD, Sophie	1st	18,900	0,00	10,775	0,0	29,675	32	63,940
	2nd	19,800	2,80	11,665	0,0	34,265	27	
26 MAWHINNEY, Grace	1st	15,900	0,00	11,825	0,0	27,725	34	59,420
	2nd	17,700	3,50	10,495	0,0	31,695	28	
27 FULLARD, Shauna	1st	18,300	0,00	10,585	0,0	28,885	33	58,810
	2nd	16,800	2,90	10,225	0,0	29,925	29	
28 SMARTT, Kathleen	1st	21,600	0,00	11,955	0,0	33,555	30	56,120
	2nd	12,600	2,90	07,065	0,0	22,565	30	
29 KATARZYNA, Bosek	1st	22,800	0,00	14,770	0,0	37,570	9	53,725
	2nd	6,000	4,50	05,655	0,0	16,155	32	
30 HOFFMANN, Natasha	1st	21,600	0,00	12,795	0,0	34,395	26	52,175
	2nd	8,700	3,50	05,580	0,0	17,780	31	
31 MELLON, Hanna	1st	5,400	0,00	04,545	0,0	9,945	37	52,000
	2nd	18,000	9,20	14,855	0,0	42,055	10	
32 BANKS, Alice	1st	9,600	0,00	06,055	0,0	15,655	36	50,380
	2nd	19,200	4,00	11,525	0,0	34,725	26	
33 PENG, Beatriz	1st	21,300	0,00	14,640	0,0	35,940	19	49,170



Loule Cup 2013 TRA FIG ID 6157

5 - 7 Set, 2013, Loule, Portugal

TRI / Qualifications

General Results

Page 3

Individual Women/13-14

		2nd	6,300	2,30	04,630	0,0	13,230	33	
34 RIBEIRO, Thaiza	1st	24,000	0,00	13,995	0,0	37,995	6	46,780	
	2nd	3,900	1,90	02,985	0,0	8,785	34		
35 ANTON, Jenny	1st	21,900	0,00	12,010	0,0	33,910	28	41,375	
	2nd	3,900	1,20	02,365	0,0	7,465	35		
36 ANOUK, Caers	1st	23,700	0,00	13,290	0,0	36,990	15	40,835	
	2nd	1,800	0,80	01,245	0,0	3,845	37		
37 NUNES, Catarina	1st	21,600	0,00	12,760	0,0	34,360	27	39,185	
	2nd	2,100	1,30	01,425	0,0	4,825	36		

TEAM FINALS DMT

u13 F/13-14 F

1.	ex1	ex2	ex3	ex4	ex5	diff	total		
		9,3	9,2	9,3	9,2	9,3	0,7	28,5	
		9,1	9,2	9,2	9,3	9,2	0,7	28,3	4
		9,6	9,6	9,6	9,6	9,5	0,7	29,5	
								86,3	
2.	ex1	ex2	ex3	ex4	ex5	diff	total		
		9,1	9,5	9,3	9,2	9,2	1,3	29	
		9,4	9,5	9,4	9,4	9,3	2,7	30,9	
		6,7	6,7	6,8	6,8	6,8	0	20,3	5
								80,2	
3.	ex1	ex2	ex3	ex4	ex5	diff	total		
		9,5	9,5	9,5	9,3	9,3	1,7	30	
		9,2	9,1	9,2	9,3	9,1	1,7	29,2	
		9,4	9,4	9,3	9,5	9,3	3,3	31,4	2
								90,6	
4.	ex1	ex2	ex3	ex4	ex5	diff	total		
		9,2	9,1	9,3	9,1	9,2	2,2	29,7	
		9,1	9,3	9,2	9,1	9,2	3,3	30,8	
		8,5	8,5	8,5	8,5	8,5	2,8	28,3	3
								88,8	
5.	ex1	ex2	ex3	ex4	ex5	diff	total		
		9,4	9,3	9,3	9,3	9,4	1,2	29,2	
		9	9,3	9,1	9	9,1	2,9	30,1	1
		9,5	9,5	9,5	9,5	9,4	2,9	31,4	
								90,7	

1 grupo sportivo de carcavelos

2 corpus sanum herentals

3 apagl (1)

4 Ginásio Atletico clube

5 apagl (2)

TEAM FINALS DMT

u13/13-14 M									
1.	ex1	ex2	ex3	ex4	ex5	diff	total		
		8,7	8,7	8,7	8,9	8,8	3,3	29,5	
		8,6	8,8	8,6	8,7	8,9	1,6	27,7	2
		9,1	9,3	9,1	9,2	9,1	1,6	29	
								86,2	
2.	ex1	ex2	ex3	ex4	ex5	diff	total		
		8,5	8,6	8,4	8,6	8,5	1,7	27,3	
		6,7	6,7	6,7	6,7	6,8	0	20,1	3
		9,3	9,2	9,2	9,2	9,1	3	30,6	
								78	
3.	ex1	ex2	ex3	ex4	ex5	diff	total		
		9,4	9,3	9,3	9,2	9,3	3,3	31,2	
		0	0	0	0	0	0	0	4
		9	9	8,9	9	8,9	2,9	29,8	
								61	
4.	ex1	ex2	ex3	ex4	ex5	diff	total		
		8,7	8,9	8,9	8,9	8,9	4,1	30,8	
		9,2	9,3	9,2	9,3	9,2	3,2	30,9	1
		9,2	9,2	9,1	9,2	9,3	4,4	32	
								93,7	

- 1 apagl
- 2 Gymnastics northern ireland
- 3 ginásio clube de odivelas
- 4 club ximnasia pavillon ourense

TEAM FINALS DMT

Jun F/open F							
	ex1	ex2	ex3	ex4	ex5	diff	total
1.	8,9	8,9	8,8	8,8	8,9	2,9	29,5
	9	9	9	9,1	8,9	2,9	29,9
	8,7	8,6	8,6	8,6	8,6	2,9	28,7
							88,1
							4
2.	9,1	9,2	9,1	9,1	9	3	30,3
	9,2	8,9	8,9	9	9	2,9	29,8
	9,4	9,2	9,3	9,5	9,2	3,3	31,2
							91,3
							3
3.	9,2	9,3	9,3	9,3	9,2	4,3	32,1
	9,3	9,4	9,3	9,4	9,2	3,7	31,7
	8,1	8,1	8,1	8,2	8,2	4,8	29,2
							93
							2
4.	8,7	9	8,9	8,9	8,9	5,6	32,3
	9,3	9,3	9,3	9,3	9,4	5,6	33,5
	9,4	9,6	9,6	9,5	9,5	5,6	34,2
							100
							1

- 1 FGP
- 2 Airdrie E G - Canada
- 3 Ciy of Edimburgh - Scotland
- 4 EDV - Portugal

TEAM FINALS DMT

Jun M/Open M									
	ex1	ex2	ex3	ex4	ex5	diff	total		
1.		8,8	8,7	8,7	8,7	8,7	6	32,1	
		8,7	8,6	8,6	8,5	8,7	4,4	30,3	4
		0	0	0	0	0	0	0	
								62,4	
2.	ex1	ex2	ex3	ex4	ex5	diff	total		
		8,7	8,6	8,4	8,6	8,7	6,8	32,7	
		9,4	9,1	9,1	9,3	9,2	7,2	34,8	3
		8,7	8,6	8,7	8,5	8,6	8	33,9	
								101,4	
3.	ex1	ex2	ex3	ex4	ex5	diff	total		
		9	9	8,9	8,8	9	9,2	36,1	
		8,9	9	9	9	8,8	9,2	36,1	1
		9,3	9,3	9,3	9,4	9,2	8,8	36,7	
								108,9	
4.	ex1	ex2	ex3	ex4	ex5	diff	total		
		9,4	9,5	9,5	9,5	9,5	8	36,5	
		8,8	8,9	8,9	8,9	8,8	8,4	35	2
		8,8	9	9	9	9	9,2	36,2	
								107,7	

- 1 FGP
- 2 gymnastics canada
- 3 Apagl / gimnocracy
- 4 ginásio clube odivelas



Loule Cup 2013 TUM FIG ID 6157

5 - 7 Set, 2013, Loule, Portugal

TUM / Qualifications





General Results

Page 1

Individual Women/U13

Superior Jury
Mónica MEXIA

CJP JENSEN, Raph	DEN	
E1 MCPHALEN, Mary	CAN D6 LINDEN, Walter	BEL
E2 SKAKUN, Vladislav	RUS D7 FARIA, Marco	POR
E3 BALTAZAR, Ana	POR	
E4 COULTER, Andrew	ENG	
E5 ANDREEVA, Olesya	UZB	

Rk	Gymnasts		Routine	EXE	DIFF	DED	Score	Rk	TOTAL
1	KELLY, Alice	 GBR	1st 26,100 2nd 27,000	3,90 4,10	0,0 0,0	30,000 31,100	1 1	61,100 Q	
2	MAIS, Isabella	 GBR	1st 24,900 2nd 23,400	3,90 4,10	0,0 0,0	28,800 27,500	2 3	56,300 Q	
3	WILSON, Charlotte	 GBR	1st 24,000 2nd 24,900	4,00 2,60	0,0 0,0	28,000 27,500	3 2	55,500 Q	
4	WARNES, Phoebe	 GBR	1st 24,900 2nd 23,400	2,50 1,90	0,0 0,0	27,400 25,300	4 4	52,700 Q	



Loule Cup 2013 TUM FIG ID 6157

5 - 7 Set, 2013, Loule, Portugal

TUM / Qualifications







General Results

Page 2

Individual Women/13-14

Superior Jury
Mónica MEXIA

CJP JENSEN, Raph	DEN
E1 MCPHALEN, Mary	CAN D6 LINDEN, Walter
E2 SKAKUN, Vladislav	RUS D7 FARIA, Marco
E3 BALTAZAR, Ana	POR
E4 COULTER, Andrew	ENG
E5 ANDREEVA, Olesya	UZB

Rk	Gymnasts		Routine	EXE	DIFF	DED	Score	Rk	TOTAL
1	LEEMANS, Anne	 BEL	1st 26,700 2nd 27,000	4,50 4,30	0,0 0,0	31,200 31,300	1 1	62,500 Q	
2	ELLIMAN, Lucy	 GBR	1st 26,100 2nd 25,200	3,90 4,10	0,0 0,0	30,000 29,300	2 2	59,300 Q	
3	SOERENSEN, Freja	 DEN	1st 25,200 2nd 24,300	3,90 3,40	0,0 0,0	29,100 27,700	3 4	56,800 Q	
4	HANSEN, Sara	 DEN	1st 25,200 2nd 22,800	2,50 3,40	0,0 0,0	27,700 26,200	5 5	53,900 Q	
5	DARYNA, Koziarska	 UKR	1st 24,000 2nd 21,900	3,90 3,90	0,0 0,0	27,900 25,800	4 6	53,700 Q	
6	MOELLER, Katrine	 DEN	1st 23,100 2nd 24,900	1,90 3,40	0,0 0,0	25,000 28,300	6 3	53,300 Q	



Loule Cup 2013 TUM FIG ID 6157

5 - 7 Set, 2013, Loule, Portugal

TUM / Qualifications

General Results









Page 3

Individual Women/Junior

Superior Jury
Mónica MEXIA

CJP JENSEN, Raph
E1 MCPHALEN, Mary
E2 SKAKUN, Vladislav
E3 BALTAZAR, Ana
E4 COULTER, Andrew
E5 ANDREEVA, Olesya

DEN
CAN D6 LINDEN, Walter
RUS D7 FARIA, Marco
POR
ENG
UZB

Rk	Gymnasts		Routine	EXE	DIFF	DED	Score	Rk	TOTAL
1	PINTO, Raquel	 POR	1st	27,600	5,50	0,0	33,100	1	65,800 Q
			2nd	27,600	5,10	0,0	32,700	1	
2	BOTELHO, Beatriz	 POR	1st	28,200	4,20	0,0	32,400	2	63,800 Q
			2nd	27,000	4,40	0,0	31,400	3	
3	BOTELHO, Inês	 POR	1st	27,000	4,70	0,0	31,700	4	63,600 Q
			2nd	27,600	4,30	0,0	31,900	2	
4	JORGENSEN, Anne	 DEN	1st	27,300	4,30	0,0	31,600	5	62,200 Q
			2nd	26,100	4,50	0,0	30,600	4	
5	PEETERS, Tachina	 BEL	1st	27,600	4,30	0,0	31,900	3	58,300 Q
			2nd	23,400	3,00	0,0	26,400	12	
6	OERSKOV, Sara	 DEN	1st	25,800	3,90	0,0	29,700	6	58,300 Q
			2nd	24,300	4,30	0,0	28,600	8	
7	MADSEN, Amanda	 DEN	1st	24,900	4,10	0,0	29,000	7	58,200 Q
			2nd	24,900	4,30	0,0	29,200	6	
8	PAGAARD, Ida	 DEN	1st	25,500	2,40	0,0	27,900	9	56,500 Q
			2nd	24,600	4,00	0,0	28,600	7	
9	JETER, Sydney	 CAN	1st	24,900	3,00	0,0	27,900	10	55,800
			2nd	24,900	3,00	0,0	27,900	10	
10	MIKKELSEN, Anne	 DEN	1st	24,000	1,90	0,0	25,900	12	55,800
			2nd	25,200	4,70	0,0	29,900	5	
11	ANDERSEN, Signe	 DEN	1st	24,900	2,40	0,0	27,300	11	55,400
			2nd	25,500	2,60	0,0	28,100	9	
12	PICQUEUR, Lindsey	 BEL	1st	24,600	3,70	0,0	28,300	8	53,300
			2nd	22,200	2,80	0,0	25,000	13	
13	ANASTÁCIO, Joana	 POR	1st	21,900	3,90	0,0	25,800	13	52,900
			2nd	22,800	4,30	0,0	27,100	11	



Loule Cup 2013 TUM FIG ID 6157

5 - 7 Set, 2013, Loule, Portugal

TUM / Qualifications




General Results

Page 4

Individual Men/U13

Superior Jury
Mónica MEXIA

CJP JENSEN, Raph	DEN	
E1 MCPHALEN, Mary	CAN D6 LINDEN, Walter	BEL
E2 SKAKUN, Vladislav	RUS D7 FARIA, Marco	POR
E3 BALTAZAR, Ana	POR	
E4 COULTER, Andrew	ENG	
E5 ANDREEVA, Olesya	UZB	

Rk	Gymnasts		Routine	EXE	DIFF	DED	Score	Rk	TOTAL
1	PESO, Vasco	 POR	1st	25,500	3,00	0,0	28,500	1	54,400 Q
			2nd	24,000	1,90	0,0	25,900	1	
2	HOUBRECHTS, Noah	 BEL	1st	24,600	3,90	0,0	28,500	2	52,900 Q
			2nd	22,500	1,90	0,0	24,400	2	
	WILLEMS, Yarne	 BEL	1st	0,000	0,00	0,0	0,000	0	0,000
			2nd	0,000	0,00	0,0	0,000	0	



Loule Cup 2013 TUM FIG ID 6157

5 - 7 Set, 2013, Loule, Portugal

TUM / Qualifications





General Results

Page 5

Individual Men/13-14

Superior Jury
Mónica MEXIA

CJP JENSEN, Raph	DEN
E1 MCPHALEN, Mary	CAN D6 LINDEN, Walter
E2 SKAKUN, Vladislav	RUS D7 FARIA, Marco
E3 BALTAZAR, Ana	BEL
E4 COULTER, Andrew	POR
E5 ANDREEVA, Olesya	ENG
	UZB

Rk	Gymnasts		Routine	EXE	DIFF	DED	Score	Rk	TOTAL
1	THYGESEN, Lui	 DEN	1st	26,400	4,10	0,0	30,500	1	60,800 Q
			2nd	26,400	3,90	0,0	30,300	1	
2	IEGOR, Anisimov	 UKR	1st	24,600	4,20	0,0	28,800	2	57,800 Q
			2nd	24,000	5,00	0,0	29,000	2	
3	DONGENEN, Lennart	 BEL	1st	24,000	1,60	0,0	25,600	3	50,900 Q
			2nd	23,700	1,60	0,0	25,300	3	
	SCHERREBECK, Christoffer	 DEN	1st	0,000	0,00	0,0	0,000	0	0,000
			2nd	0,000	0,00	0,0	0,000	0	



Loule Cup 2013 TUM FIG ID 6157

5 - 7 Set, 2013, Loule, Portugal

TUM / Qualifications

General Results





Page 6

Individual Men/Junior

Superior Jury
Mónica MEXIA

CJP JENSEN, Raph
E1 MCPHALEN, Mary
E2 SKAKUN, Vladislav
E3 BALTAZAR, Ana
E4 COULTER, Andrew
E5 ANDREEVA, Olesya

DEN
CAN D6 LINDEN, Walter
RUS D7 FARIA, Marco
POR
ENG
UZB

Rk	Gymnasts		Routine	EXE	DIFF	DED	Score	Rk	TOTAL
1	MATTHIESEN, Adam	 DEN	1st	26,400	6,40	0,0	32,800	1	69,200 Q
			2nd	26,400	10,00	0,0	36,400	1	
2	KLOSTERGAARD, Albert	 DEN	1st	24,900	6,20	0,0	31,100	2	62,600 Q
			2nd	25,200	6,30	0,0	31,500	3	
3	GREEN, Elias	 DEN	1st	26,400	4,30	0,0	30,700	3	61,700 Q
			2nd	26,700	4,30	0,0	31,000	4	
4	YERKEBULAN, Abdullayev	 KAZ	1st	23,400	3,90	0,0	27,300	7	59,600 Q
			2nd	25,800	6,50	0,0	32,300	2	
5	BECK-HANSEN, Rasmus	 DEN	1st	24,000	5,60	0,0	29,600	4	59,400 Q
			2nd	24,600	5,20	0,0	29,800	5	
6	IVAN, Telepailo	 KAZ	1st	24,600	4,10	0,0	28,700	5	58,200 Q
			2nd	25,200	4,30	0,0	29,500	6	
7	OLEH, Aksamitnyi	 UKR	1st	24,600	3,90	0,0	28,500	6	58,000 Q
			2nd	25,200	4,30	0,0	29,500	6	
8	HVIDEMOSE, Johan	 DEN	1st	20,400	4,20	0,0	24,600	8	54,000 Q
			2nd	21,900	7,50	0,0	29,400	8	
9	TERMANSEN, Olivar	 DEN	1st	17,100	3,60	0,0	20,700	9	47,800
			2nd	25,200	1,90	0,0	27,100	9	



Loule Cup 2013 TRA FIG ID 6157

5 - 7 Set, 2013, Loule, Portugal

TRI / Finals
General Results

Page 1

Individual Men/U13

<u>Superior Jury</u>	CJP CARDOSO, João	POR			
Mónica MEXIA	E1 DILLEN, Alex	BEL	D6 SANTOS, Pedro	POR	
	E2 CARTER, Craig	ENG	D7 PAYNE, Alison	GBR	
	E3 SALGADO, Larissa	BRA	TOF BEATON, Kirsty	SCO	
	E4 FERREIRA, André	POR			
	E5 SISSONS, Andrew	ENG			

Rk	Gymnasts	Routine	EXE	DIFF	TOF	DED	Score	TOTAL
1	MARTINS, Gonçalo	1st	22,500	11,40	14,575	0,0	48,475	136,815
2	LARRALDE, Adrian	1st	24,900	7,60	13,245	0,0	45,745	129,595
3	KRYDSFELDT, Alfred	1st	20,400	7,70	13,670	0,0	41,770	119,700
4	KRYDSFELDT, Emi	1st	20,400	7,70	13,090	0,0	41,190	114,900
5	CID, Nicolás	1st	22,200	5,90	12,500	0,0	40,600	111,665
6	CABRAL, João	1st	22,800	4,40	12,680	0,0	39,880	111,390
7	BICHO, Tiago	1st	9,000	2,90	05,255	0,0	17,155	97,715
8	HERNANDEZ, Victor	1st	4,800	2,00	03,215	0,0	10,015	95,060



Loule Cup 2013 TRA FIG ID 6157

5 - 7 Set, 2013, Loule, Portugal

TRI / Finals
General Results

Page 1

Individual Women/U13

<u>Superior Jury</u>	CJP CARDOSO, João	POR			
Mónica MEXIA	E1 DILLEN, Alex	BEL	D6 SANTOS, Pedro	POR	
	E2 CARTER, Craig	ENG	D7 PAYNE, Alison	GBR	
	E3 SALGADO, Larissa	BRA	TOF BEATON, Kirsty	SCO	
	E4 FERREIRA, André	POR			
	E5 SISSONS, Andrew	ENG			

Rk	Gymnasts	Routine	EXE	DIFF	TOF	DED	Score	TOTAL
1	SONGHURST, Madeleine	1st	24,000	7,60	14,010	0,0	45,610	130,530
2	OWTONS, Amelia	1st	24,300	5,10	12,730	0,0	42,130	119,870
3	HORTA, Mariana	1st	21,000	6,90	14,310	0,0	42,210	118,240
4	STUBLEY, Hannah	1st	23,100	4,10	13,175	0,0	40,375	117,395
5	BRITT, Caers	1st	20,700	6,50	12,220	0,0	39,420	114,045
6	PUENTE-DODD, Noa	1st	21,000	5,90	12,310	0,0	39,210	113,535
7	CORREIA, Sofia	1st	11,400	4,90	07,025	0,0	23,325	109,785
8	BRÁS, Joana	1st	19,200	4,40	11,110	0,0	34,710	109,185



Loulé Cup 2013 TRA FIG ID 6157

5 - 7 Set, 2013, Loulé, Portugal

TRI / Finals
General Results

Page 1

Individual Men/Open

<u>Superior Jury</u>	CJP APOLONIA, Luís	ESP						
Mónica MEXIA	E1 HAYN, Dieter	AUT	D6 PISCARRETA, Sara	POR				
	E2 MARQUES, João	POR	D7 SIEGRIED, Patrick	GER				
	E3 DILSHOD, Sadikov	UZB	TOF ZERMENO, Margarita	MEX				
	E4 LOPES, Pedro	POR						
	E5 ADAMS, Oscar	MEX						

Rk	Gymnasts	Routine	EXE	DIFF	TOF	DED	Score	TOTAL
1	ABRAHAMS, Liam	1st	21,300	14,80	16,490	0,0	52,590	148,740
2	ABRAHAMS, Ross	1st	22,500	12,00	16,245	0,0	50,745	145,580
3	RODRIGUES, Diogo	1st	20,100	12,20	16,130	0,0	48,430	141,705
4	BRAHIMI, Ali	1st	21,300	13,20	16,155	0,0	50,655	141,335
5	CATHCART, Boyd	1st	20,700	13,40	15,430	0,0	49,530	141,215
6	CAEIRO, João	1st	18,900	12,50	16,515	0,0	47,915	140,140
7	REID, Kameron	1st	9,600	2,10	07,025	0,0	18,725	113,150
8	LEAKEY, Thomas	1st	4,200	2,90	03,255	0,0	10,355	103,310



Loule Cup 2013 TRA FIG ID 6157

5 - 7 Set, 2013, Loule, Portugal

TRI / Finals
General Results

Page 1

Individual Women/Open

<u>Superior Jury</u>	CJP APOLONIA, Luis	ESP						
Mónica MEXIA	E1 HAYN, Dieter	AUT	D6 PISCARRETA, Sara	POR				
	E2 MARQUES, João	POR	D7 SIEGRIED, Patrick	GER				
	E3 DILSHOD, Sadikov	UZB	TOF ZERMENO, Margarita	MEX				
	E4 LOPES, Pedro	POR						
	E5 ADAMS, Oscar	MEX						

Rk	Gymnasts	Routine	EXE	DIFF	TOF	DED	Score	TOTAL
1	CLARK, Pamela	1st	21,600	14,00	15,805	0,0	51,405	145,270
2	THOMAS, Charlotte	1st	24,300	8,20	15,505	0,0	48,005	138,965
3	ANDREW, Rhianna	1st	23,400	10,60	14,545	0,0	48,545	138,815
4	BUITENDYK, Katy	1st	21,000	10,90	15,045	0,0	46,945	133,210
5	HALL, Zara	1st	24,900	7,20	15,135	0,0	47,235	133,060
6	BROWN, Caitlin	1st	23,100	8,90	14,490	0,0	46,490	131,395
7	LOZA, Dafne	1st	8,400	5,40	06,135	0,0	19,935	111,360
8	TODD, Amy	1st	1,800	1,50	01,575	0,0	4,875	94,190



Loule Cup 2013 TRA FIG ID 6157








5 - 7 Set, 2013, Loule, Portugal

TRI / Finals
General Results

Page 1

Individual Men/Junior

<u>Superior Jury</u>	CJP APOLONIA, Luís	ESP		
Mónica MEXIA	E1 HAYN, Dieter	AUT	D6 PISCARRETA, Sara	POR
	E2 MARQUES, João	POR	D7 SIEGRIED, Patrick	GER
	E3 DILSHOD, Sadikov	UZB	TOF ZERMENO, Margarita	MEX
	E4 LOPES, Pedro	POR		
	E5 ADAMS, Oscar	MEX		

Rk	Gymnasts		Routine	EXE	DIFF	TOF	DED	Score	TOTAL
1	FERREIRA, Pedro	 POR	1st	20,700	15,20	16,515	0,0	52,415	146,155
2	SAMIRBEK, Usmonov	 UZB	1st	22,500	13,30	15,195	0,0	50,995	144,635
3	GESSWEIN, Tim-oliver	 GER	1st	20,700	13,80	15,415	0,0	49,915	141,690
4	MAMATALIYEV, George		1st	25,500	7,10	16,425	0,0	49,025	141,190
5	GREGORY, Henry	 ENG	1st	23,100	10,70	15,485	0,0	49,285	139,900
6	NUNES, André	 POR	1st	19,500	13,30	15,580	0,0	48,380	138,920
7	MOKHIRBEK, Olimjonov	 UZB	1st	19,200	10,40	12,715	0,0	42,315	135,740
8	BAUTISTA, Daniel	 MEX	1st	6,000	4,70	05,025	0,0	15,725	107,640



Loule Cup 2013 TRA FIG ID 6157









5 - 7 Set, 2013, Loule, Portugal

TRI / Finals
General Results

Page 1

Individual Women/Junior

<u>Superior Jury</u>	CJP APOLONIA, Luís	ESP		
Mónica MEXIA	E1 HAYN, Dieter	AUT	D6 PISCARRETA, Sara	POR
	E2 MARQUES, João	POR	D7 SIEGRIED, Patrick	GER
	E3 DILSHOD, Sadikov	UZB	TOF ZERMENO, Margarita	MEX
	E4 LOPES, Pedro	POR		
	E5 ADAMS, Oscar	MEX		

Rk	Gymnasts		Routine	EXE	DIFF	TOF	DED	Score	TOTAL
1	GIESBRECHT, Alexandria	 CAN	1st	24,000	11,60	14,330	0,0	49,930	140,895
2	GOMES, Ana	 POR	1st	24,600	9,10	14,280	0,0	47,980	135,315
3	LENSKER, Phyllis	 GER	1st	22,800	10,80	14,725	0,0	48,325	135,135
4	MUELLER, Silva	 GER	1st	19,800	12,10	14,595	0,0	46,495	133,845
5	ASCENCIO, Veronica	 MEX	1st	23,400	9,00	14,390	0,0	46,790	133,295
6	ROSAS, Lindsay	 MEX	1st	21,600	9,70	13,860	0,0	45,160	129,335
7	BRÁS, Mafalda	 POR	1st	18,300	9,40	13,590	0,0	41,290	124,915
8	STEVENS, Sally	 ENG	1st	6,600	3,50	04,755	0,0	14,855	100,335



Loule Cup 2013 TRA FIG ID 6157









5 - 7 Set, 2013, Loule, Portugal

TRI / Finals
General Results

Page 1

Individual Men/13-14

<u>Superior Jury</u>	CJP CARDOSO, João	POR		
Mónica MEXIA	E1 DILLEN, Alex	BEL	D6 SANTOS, Pedro	POR
	E2 CARTER, Craig	ENG	D7 PAYNE, Alison	GBR
	E3 SALGADO, Larissa	BRA	TOF BEATON, Kirsty	SCO
	E4 FERREIRA, André	POR		
	E5 SISSONS, Andrew	ENG		

Rk	Gymnasts		Routine	EXE	DIFF	TOF	DED	Score	TOTAL
1	HARTEY, Robin	 UK	1st	25,500	12,10	15,210	0,0	52,810	146,220
2	ROMÃO, Tiago	 POR	1st	22,500	11,20	15,690	0,0	49,390	141,400
3	NORTHOVER, Rhys	 UK	1st	21,900	12,70	15,430	0,0	50,030	141,200
4	PRAZERES, Gonçalo	 POR	1st	23,400	8,50	14,540	0,0	46,440	131,085
5	FARO, Gonçalo	 POR	1st	23,100	8,20	14,160	0,0	45,460	128,555
6	PEDROSA, Pedro	 POR	1st	23,400	6,00	14,670	0,0	44,070	127,520
7	RASMUSSEN, Oliver	 DEN	1st	19,800	7,70	14,405	0,0	41,905	122,015
8	CATHCART, Daniel	 UK	1st	18,600	9,10	11,565	0,0	39,265	119,575



Loule Cup 2013 TRA FIG ID 6157









5 - 7 Set, 2013, Loule, Portugal

TRI / Finals
General Results

Page 1

Individual Women/13-14

<u>Superior Jury</u>	CJP CARDOSO, João	POR			
Mónica MEXIA	E1 DILLEN, Alex	BEL	D6 SANTOS, Pedro	POR	
	E2 CARTER, Craig	ENG	D7 PAYNE, Alison	GBR	
	E3 SALGADO, Larissa	BRA	TOF BEATON, Kirsty	SCO	
	E4 FERREIRA, André	POR			
	E5 SISSONS, Andrew	ENG			

Rk	Gymnasts		Routine	EXE	DIFF	TOF	DED	Score	TOTAL
1	SONGHURST, Isabelle	 UK	1st	23,400	11,50	14,910	0,0	49,810	141,425
2	KENNY, Olivia	 UK	1st	22,200	10,50	14,510	0,0	47,210	137,110
3	FARANGIZ, Ruzieva	 UZB	1st	23,100	9,70	14,540	0,0	47,340	134,970
4	SMALL, Kathryn	 ENG	1st	23,400	8,50	13,990	0,0	45,890	131,325
5	YONI, Verdonck	 BEL	1st	22,200	8,40	13,585	0,0	44,185	123,660
6	IREDALE, Georgia	 GBR	1st	21,600	7,60	13,145	0,0	42,345	123,325
7	DOMINIKA, Warchol	 POL	1st	21,600	8,50	13,360	0,0	43,460	122,520
8	SOUSA, Geyza	 BRA	1st	10,200	3,10	07,245	0,0	20,545	99,330



Loule Cup 2013 DMT FIG ID 6157


5 - 7 Set, 2013, Loule, Portugal

DMT / Finals
General Results

Page 1

Individual Men/U13

<u>Superior Jury</u>	CJP VARAJÃO, Ana	POR		
Mónica MEXIA	E1 COULTER, Andrew	ENG	D6 NUNES, Luis	POR
	E2 JASPER, Caroline	BEL	D7 FREJEMARK, Alexand	SWE
	E3 SIMÃO, Eliane	BRA		
	E4 CASTANHO, Fábio	POR		
	E5 RODRIGUES, Silvia	ESP		

Rk	Gymnasts		Routine	EXE	DIFF	DED	Score	Rk	TOTAL
1	MARTINS, Gonçalo	 POR	1st	27,300	3,80	0,0	31,100	2	123,800
			2nd	27,600	3,00	0,0	30,600	1	
2	CABRAL, João	 POR	1st	28,800	1,30	0,0	30,100	3	119,400
			2nd	27,900	1,20	0,0	29,100	4	
3	BICHO, Tiago	 POR	1st	26,700	3,30	0,0	30,000	4	118,200
			2nd	27,000	1,80	0,0	28,800	6	
4	RAMOS, Diogo	 POR	1st	27,900	1,30	0,0	29,200	5	118,000
			2nd	27,900	1,30	0,0	29,200	2	
5	FERNANDES, Daniel	 ESP	1st	27,900	3,40	0,0	31,300	1	117,700
			2nd	26,400	2,70	0,0	29,100	4	
6	SOUSA, Tiago	 POR	1st	27,900	1,20	0,0	29,100	6	116,900
			2nd	27,900	1,30	0,0	29,200	2	
7	PEDRO, David	 POR	1st	27,000	1,30	0,0	28,300	7	113,700
			2nd	26,100	1,30	0,0	27,400	7	
8	ESTEVAO, Gonçalo	 POR	1st	26,700	0,70	0,0	27,400	8	111,300
			2nd	25,500	1,20	0,0	26,700	8	



Loule Cup 2013 DMT FIG ID 6157









5 - 7 Set, 2013, Loule, Portugal

DMT / Finals
General Results

Page 1

Individual Women/U13

<u>Superior Jury</u>	CJP VARAJÃO, Ana	POR			
Mónica MEXIA	E1 COULTER, Andrew	ENG	D6 NUNES, Luis	POR	
	E2 JASPER, Caroline	BEL	D7 FREJEMARK, Alexand	SWE	
	E3 SIMÃO, Eliane	BRA			
	E4 CASTANHO, Fábio	POR			
	E5 RODRIGUES, Silvia	ESP			

Rk	Gymnasts		Routine	EXE	DIFF	DED	Score	Rk	TOTAL
1	CORREIA, Sofia	 POR	1st	28,800	2,80	0,0	31,600	1	123,600
			2nd	28,800	2,40	0,0	31,200	1	
2	NATÁRIO, Ana	 POR	1st	28,500	0,70	0,0	29,200	4	117,500
			2nd	28,800	0,50	0,0	29,300	3	
3	BRÁS, Joana	 POR	1st	28,500	1,60	0,0	30,100	2	117,200
			2nd	26,700	1,20	0,0	27,900	8	
4	SHORT, Molly	 SCO	1st	28,500	1,30	0,0	29,800	3	116,200
			2nd	27,000	1,40	0,0	28,400	7	
5	BRANCO, Joana	 POR	1st	28,200	0,70	0,0	28,900	5	116,000
			2nd	28,500	0,50	0,0	29,000	5	
5	NELL, Caers	 BEL	1st	27,300	1,20	0,0	28,500	6	116,000
			2nd	28,200	0,60	0,0	28,800	6	
7	LUDOVICO, Maria	 POR	1st	26,700	0,60	0,0	27,300	7	115,800
			2nd	28,500	0,70	0,0	29,200	4	
8	BRITT, Caers	 BEL	1st	25,200	1,30	0,0	26,500	8	114,800
			2nd	28,200	1,30	0,0	29,500	2	



Loule Cup 2013 DMT FIG ID 6157









5 - 7 Set, 2013, Loule, Portugal

DMT / Finals
General Results

Page 1

Individual Men/Open

<u>Superior Jury</u>	CJP OLIVEIRA, João	POR								
Mónica MEXIA	E1 MCPHALEN, Mary	CAN	D6	SÖDERLUND, Jenny	SWE					
	E2 STAMMERS, Yasmin	GBR	D7	MEDEIROS, Ines	POR					
	E3 FARIA, Marco	POR								
	E4 SHORT, June	ENG								
	E5 RANGEL, Rodolfo	BRA								

Rk	Gymnasts		Routine	EXE	DIFF	DED	Score	Rk	TOTAL
1	FERNANDES, André	 POR	1st	27,000	8,80	0,0	35,800	3	146,300
			2nd	28,500	8,40	0,0	36,900	1	
2	SOEHN, Keegan	 CAN	1st	27,900	8,00	0,0	35,900	2	145,700
			2nd	28,800	6,80	0,0	35,600	2	
3	VACHON, Denis	 CAN	1st	27,600	8,00	0,0	35,600	4	144,200
			2nd	25,200	8,80	0,0	34,000	4	
4	NORDFORS, Jonas	 SWE	1st	27,900	7,70	0,0	35,600	4	143,600
			2nd	27,000	8,00	0,0	35,000	3	
5	LICO, André	 POR	1st	28,200	8,00	0,0	36,200	1	139,900
			2nd	26,400	5,10	0,0	31,500	6	
6	SCHWAIGER, Jon	 CAN	1st	26,100	8,90	0,0	35,000	7	139,700
			2nd	26,400	7,30	0,0	33,700	5	
7	PEREZ, Daniel	 ESP	1st	24,600	10,80	0,0	35,400	6	133,600
			2nd	20,400	4,80	0,0	25,200	7	
8	NOBRE, Bruno	 POR	1st	27,600	6,40	0,0	34,000	8	128,500
			2nd	20,100	2,80	0,0	22,900	8	



Loule Cup 2013 DMT FIG ID 6157









5 - 7 Set, 2013, Loule, Portugal

DMT / Finals
General Results

Page 1

Individual Women/Open

<u>Superior Jury</u>	CJP OLIVEIRA, João	POR								
Mónica MEXIA	E1 MCPHALEN, Mary	CAN	D6 SÖDERLUND, Jenny	SWE						
	E2 STAMMERS, Yasmin	GBR	D7 MEDEIROS, Ines	POR						
	E3 FARIA, Marco	POR								
	E4 SHORT, June	ENG								
	E5 RANGEL, Rodolfo	BRA								

Rk	Gymnasts		Routine	EXE	DIFF	DED	Score	Rk	TOTAL
1	GIESBRECHT, Alexandria	 CAN	1st 2nd	27,600 28,800	5,60 5,60	0,0 0,0	33,200 34,400	1 1	136,000
2	SAIOTE, Silvia	 POR	1st 2nd	26,700 27,300	6,40 6,80	0,0 0,0	33,100 34,100	2 2	134,000
3	SJOBERG, Lina	 SWE	1st 2nd	27,600 26,700	5,20 4,80	0,0 0,0	32,800 31,500	3 4	130,900
4	PEREIRA, Joana	 POR	1st 2nd	27,600 28,200	4,80 2,90	0,0 0,0	32,400 31,100	4 5	129,600
5	PRAZERES, Mafalda	 POR	1st 2nd	26,700 28,500	4,40 3,30	0,0 0,0	31,100 31,800	6 3	127,800
6	BROWN, Caitlin	 CAN	1st 2nd	27,600 26,400	3,60 4,40	0,0 0,0	31,200 30,800	5 6	125,700
7	MILLAR, Lauren	 SCO	1st 2nd	26,400 26,400	1,90 2,10	0,0 0,0	28,300 28,500	7 8	119,200
8	PRCIC, Beatrice	 CAN	1st 2nd	19,800 27,300	2,40 2,70	0,0 0,0	22,200 30,000	8 7	115,800



Loule Cup 2013 DMT FIG ID 6157

5 - 7 Set, 2013, Loule, Portugal

DMT / Finals
General Results

Page 1

Individual Men/Junior

<u>Superior Jury</u>	CJP OLIVEIRA, João	POR						
Mónica MEXIA	E1 MCPHALEN, Mary	CAN	D6 SÖDERLUND, Jenny	SWE				
	E2 STAMMERS, Yasmin	GBR	D7 MEDEIROS, Ines	POR				
	E3 FARIA, Marco	POR						
	E4 SHORT, June	ENG						
	E5 RANGEL, Rodolfo	BRA						

Rk	Gymnasts	Routine	EXE	DIFF	DED	Score	Rk	TOTAL
1	ROMÃO, Tiago	1st	26,100	7,60	0,0	33,700	1	138,000
		2nd	27,600	7,20	0,0	34,800	1	
2	MARSHALL, Dylan	1st	27,900	5,20	0,0	33,100	3	132,600
		2nd	27,300	6,00	0,0	33,300	2	
3	LAGINHA, Marco	1st	26,700	6,80	0,0	33,500	2	131,400
		2nd	26,700	4,70	0,0	31,400	4	
4	NUNES, André	1st	25,800	6,40	0,0	32,200	5	129,800
		2nd	25,800	4,10	0,0	29,900	7	
5	AFONSO, Luis	1st	27,000	5,60	0,0	32,600	4	129,400
		2nd	27,000	5,60	0,0	32,600	3	
6	ATKIN, Brody	1st	27,600	3,50	0,0	31,100	7	125,100
		2nd	27,600	3,70	0,0	31,300	5	
7	RUILOBA, Antonio	1st	26,400	5,60	0,0	32,000	6	119,600
		2nd	19,800	3,20	0,0	23,000	8	
8	NOVELLE, Eduardo	1st	0,000	0,00	0,0	0,000	0	96,900
		2nd	25,200	5,20	0,0	30,400	6	



Loule Cup 2013 DMT FIG ID 6157

5 - 7 Set, 2013, Loule, Portugal

DMT / Finals
General Results

Page 1

Individual Women/Junior

<u>Superior Jury</u>	CJP VARAJÃO, Ana	POR			
Mónica MEXIA	E1 COULTER, Andrew	ENG	D6 NUNES, Luis	POR	
	E2 JASPER, Caroline	BEL	D7 FREJEMARK, Alexand	SWE	
	E3 SIMÃO, Eliane	BRA			
	E4 CASTANHO, Fábio	POR			
	E5 RODRIGUES, Silvia	ESP			

Rk	Gymnasts	Routine	EXE	DIFF	DED	Score	Rk	TOTAL
1	ANTON, Yael	1st	27,300	4,80	0,0	32,100	1	124,800
		2nd	27,900	2,70	0,0	30,600	3	
2	O'BRIEN, Caitlin	1st	28,200	3,10	0,0	31,300	2	123,300
		2nd	28,200	3,30	0,0	31,500	1	
2	GILES, Lauren	1st	26,400	3,00	0,0	29,400	4	123,300
		2nd	28,200	2,70	0,0	30,900	2	
4	DONLEVY, Ciara	1st	27,600	3,00	0,0	30,600	3	118,700
		2nd	27,300	2,20	0,0	29,500	4	
5	NETO, Débora	1st	26,700	1,80	0,0	28,500	5	118,200
		2nd	27,000	1,30	0,0	28,300	5	
6	NETO, Bruna	1st	25,800	1,80	0,0	27,600	7	115,500
		2nd	26,700	1,30	0,0	28,000	6	
7	CONSTÂNCIO, Catarina	1st	27,000	1,30	0,0	28,300	6	114,100
		2nd	26,100	1,30	0,0	27,400	7	
8	BRÁS, Mafalda	1st	0,000	0,00	0,0	0,000	0	83,300
		2nd	19,800	2,00	0,0	21,800	8	



Loule Cup 2013 DMT FIG ID 6157

5 - 7 Set, 2013, Loule, Portugal

DMT / Finals
General Results

Page 1

Individual Men/13-14

<u>Superior Jury</u>	CJP VARAJÃO, Ana	POR			
Mónica MEXIA	E1 COULTER, Andrew	ENG	D6 NUNES, Luis	POR	
	E2 JASPER, Caroline	BEL	D7 FREJEMARK, Alexand	SWE	
	E3 SIMÃO, Eliane	BRA			
	E4 CASTANHO, Fábio	POR			
	E5 RODRIGUES, Sílvia	ESP			

Rk	Gymnasts	Routine	EXE	DIFF	DED	Score	Rk	TOTAL
1	DOMURO, Lucas	1st	28,200	2,70	0,0	30,900	2	122,400
		2nd	28,200	1,70	0,0	29,900	3	
2	CRUZ, André	1st	28,500	1,80	0,0	30,300	4	121,400
		2nd	26,700	2,90	0,0	29,600	4	
3	FILHO, Alexandre	1st	27,000	3,30	0,0	30,300	4	121,300
		2nd	27,000	3,10	0,0	30,100	2	
3	AMADOR, Diogo	1st	27,600	3,80	0,0	31,400	1	121,300
		2nd	26,700	2,90	0,0	29,600	4	
5	CATHCART, Daniel	1st	27,600	3,30	0,0	30,900	2	121,100
		2nd	26,100	3,40	0,0	29,500	6	
6	JUNIOR, Rafael	1st	26,700	3,30	0,0	30,000	6	119,500
		2nd	27,300	0,70	0,0	28,000	8	
7	FEIJOO, Diego	1st	26,700	2,70	0,0	29,400	7	118,600
		2nd	27,000	1,60	0,0	28,600	7	
8	NORTHOVER, Rhys	1st	0,000	0,00	0,0	0,000	0	95,000
		2nd	25,800	5,60	0,0	31,400	1	



Loule Cup 2013 DMT FIG ID 6157

5 - 7 Set, 2013, Loule, Portugal

DMT / Finals
General Results

Page 1

Individual Women/13-14

<u>Superior Jury</u>	CJP OLIVEIRA, João	POR						
Mónica MEXIA	E1 MCPHALEN, Mary	CAN	D6 SÖDERLUND, Jenny	SWE				
	E2 STAMMERS, Yasmin	GBR	D7 MEDEIROS, Ines	POR				
	E3 FARIA, Marco	POR						
	E4 SHORT, June	ENG						
	E5 RANGEL, Rodolfo	BRA						

Rk	Gymnasts	Routine	EXE	DIFF	DED	Score	Rk	TOTAL
1	GONÇALVES, Débora	1st	28,200	2,80	0,0	31,000	2	123,400
		2nd	27,000	3,10	0,0	30,100	3	
2	YONI, Verdonck	1st	27,900	3,30	0,0	31,200	1	123,300
		2nd	27,900	3,10	0,0	31,000	1	
3	PENG, Beatriz	1st	26,400	2,70	0,0	29,100	7	122,500
		2nd	27,300	3,10	0,0	30,400	2	
4	KATO, Vivijis	1st	28,200	1,30	0,0	29,500	4	116,900
		2nd	26,100	1,30	0,0	27,400	6	
5	ANICETO, Mariana	1st	27,600	1,60	0,0	29,200	6	116,200
		2nd	27,000	0,70	0,0	27,700	5	
5	KENNY, Olivia	1st	27,300	3,50	0,0	30,800	3	116,200
		2nd	19,800	2,80	0,0	22,600	7	
7	MELLON, Hanna	1st	25,200	2,00	0,0	27,200	8	115,800
		2nd	27,300	2,10	0,0	29,400	4	
8	MENEZES, Sofia	1st	26,700	2,70	0,0	29,400	5	112,300
		2nd	20,100	0,70	0,0	20,800	8	



Loule Cup 2013 TUM FIG ID 6157

5 - 7 Set, 2013, Loule, Portugal

TUM / Finals
General Results

Page 1

Individual Women/U13

Superior Jury	CJP BALTAZAR, Ana	POR
Mónica MEXIA	E1 OLGA, Nazarova	KAZ D6 JENSEN, Raph
	E2 IRYNA, Sudarkova	UKR D7 LINDEN, Walter
	E3 CAPEL, Karen	CAN
	E4 JENSEN, Michael	DEN
	E5 ARRAIS, Ana	POR

Rk	Gymnasts		Routine	EXE	DIFF	DED	Score	Rk	TOTAL	
1	KELLY, Alice		GBR	1st	27,000	3,90	0,0	30,900	1	123,100
				2nd	27,000	4,10	0,0	31,100	1	
2	MAIS, Isabella		GBR	1st	24,600	3,90	0,0	28,500	3	113,800
				2nd	24,900	4,10	0,0	29,000	2	
3	WILSON, Charlotte		GBR	1st	25,200	4,00	0,0	29,200	2	110,400
				2nd	23,700	2,00	0,0	25,700	4	
4	WARNES, Phoebe		GBR	1st	23,400	1,90	0,0	25,300	4	106,300
				2nd	25,800	2,50	0,0	28,300	3	



Loule Cup 2013 TUM FIG ID 6157

5 - 7 Set, 2013, Loule, Portugal







TUM / Finals
General Results

Page 2

Individual Women/13-14

Superior Jury
Mónica MEXIA

CJP BALTAZAR, Ana	POR
E1 OLGA, Nazarova	KAZ D6 JENSEN, Raph
E2 IRYNA, Sudarkova	UKR D7 LINDEN, Walter
E3 CAPEL, Karen	CAN
E4 JENSEN, Michael	DEN
E5 ARRAIS, Ana	POR
	DEN
	BEL

Rk	Gymnasts		Routine	EXE	DIFF	DED	Score	Rk	TOTAL
1	LEEMANS, Anne	 BEL	1st	26,700	4,70	0,0	31,400	1	125,200
			2nd	27,000	4,30	0,0	31,300	1	
2	ELLIMAN, Lucy	 GBR	1st	25,200	3,90	0,0	29,100	2	117,400
			2nd	24,900	4,10	0,0	29,000	2	
3	SOERENSEN, Freja	 DEN	1st	24,900	3,90	0,0	28,800	3	113,900
			2nd	24,900	3,40	0,0	28,300	4	
4	DARYNA, Koziarska	 UKR	1st	24,300	3,90	0,0	28,200	5	110,700
			2nd	24,900	3,90	0,0	28,800	3	
5	HANSEN, Sara	 DEN	1st	24,000	3,90	0,0	27,900	6	107,900
			2nd	23,100	3,00	0,0	26,100	5	
6	MOELLER, Katrine	 DEN	1st	24,600	3,90	0,0	28,500	4	107,400
			2nd	22,200	3,40	0,0	25,600	6	



Loule Cup 2013 TUM FIG ID 6157

5 - 7 Set, 2013, Loule, Portugal









TUM / Finals
General Results

Page 3

Individual Women/Junior

Superior Jury
Mónica MEXIA

CJP BALTAZAR, Ana	POR
E1 OLGA, Nazarova	KAZ D6 JENSEN, Raph
E2 IRYNA, Sudarkova	UKR D7 LINDEN, Walter
E3 CAPEL, Karen	CAN
E4 JENSEN, Michael	DEN
E5 ARRAIS, Ana	POR

Rk	Gymnasts		Routine	EXE	DIFF	DED	Score	Rk	TOTAL
1	PINTO, Raquel	 POR	1st	27,000	5,50	0,0	32,500	1	130,100
			2nd	26,700	5,10	0,0	31,800	1	
2	BOTELHO, Beatriz	 POR	1st	28,200	4,20	0,0	32,400	2	127,300
			2nd	26,700	4,40	0,0	31,100	4	
3	BOTELHO, Inês	 POR	1st	26,100	4,70	0,0	30,800	5	126,000
			2nd	27,300	4,30	0,0	31,600	2	
4	PEETERS, Tachina	 BEL	1st	27,300	4,30	0,0	31,600	3	121,200
			2nd	27,000	4,30	0,0	31,300	3	
5	OERSKOV, Sara	 DEN	1st	27,300	4,30	0,0	31,600	3	116,700
			2nd	24,900	1,90	0,0	26,800	7	
6	JORGENSEN, Anne	 DEN	1st	25,200	1,90	0,0	27,100	7	116,400
			2nd	25,200	1,90	0,0	27,100	6	
7	MADSEN, Amanda	 DEN	1st	24,600	4,10	0,0	28,700	6	114,900
			2nd	23,700	4,30	0,0	28,000	5	
8	PAGAARD, Ida	 DEN	1st	23,100	1,90	0,0	25,000	8	106,600
			2nd	23,100	2,00	0,0	25,100	8	



Loule Cup 2013 TUM FIG ID 6157

5 - 7 Set, 2013, Loule, Portugal



TUM / Finals
General Results

Page 4

Individual Men/U13

Superior Jury
Mónica MEXIA

CJP BALTAZAR, Ana	POR	
E1 OLGA, Nazarova	KAZ D6 JENSEN, Raph	DEN
E2 IRYNA, Sudarkova	UKR D7 LINDEN, Walter	BEL
E3 CAPEL, Karen	CAN	
E4 JENSEN, Michael	DEN	
E5 ARRAIS, Ana	POR	

Rk	Gymnasts		Routine	EXE	DIFF	DED	Score	Rk	TOTAL
1	HOUBRECHTS, Noah	 BEL	1st	24,600	3,90	0,0	28,500	1	110,000
			2nd	24,600	4,00	0,0	28,600	1	
2	PESO, Vasco	 POR	1st	24,000	2,60	0,0	26,600	2	107,800
			2nd	23,700	3,10	0,0	26,800	2	



Loule Cup 2013 TUM FIG ID 6157

5 - 7 Set, 2013, Loule, Portugal




TUM / Finals
General Results

Page 5

Individual Men/13-14

Superior Jury
Mónica MEXIA

CJP BALTAZAR, Ana	POR	
E1 OLGA, Nazarova	KAZ D6 JENSEN, Raph	DEN
E2 IRYNA, Sudarkova	UKR D7 LINDEN, Walter	BEL
E3 CAPEL, Karen	CAN	
E4 JENSEN, Michael	DEN	
E5 ARRAIS, Ana	POR	

Rk	Gymnasts		Routine	EXE	DIFF	DED	Score	Rk	TOTAL
1	IEGOR, Anisimov	 UKR	1st	24,000	4,60	0,0	28,600	1	116,500
			2nd	25,500	4,60	0,0	30,100	1	
2	THYGESEN, Lui	 DEN	1st	24,300	2,60	0,0	26,900	2	115,900
			2nd	24,300	3,90	0,0	28,200	2	
3	DONGENEN, Lennart	 BEL	1st	21,900	1,60	0,0	23,500	3	97,900
			2nd	21,900	1,60	0,0	23,500	3	



Loule Cup 2013 TUM FIG ID 6157

5 - 7 Set, 2013, Loule, Portugal









TUM / Finals
General Results

Page 6

Individual Men/Junior

Superior Jury
Mónica MEXIA

CJP BALTAZAR, Ana	POR
E1 OLGA, Nazarova	KAZ D6 JENSEN, Raph
E2 IRYNA, Sudarkova	UKR D7 LINDEN, Walter
E3 CAPEL, Karen	CAN
E4 JENSEN, Michael	DEN
E5 ARRAIS, Ana	POR

Rk	Gymnasts		Routine	EXE	DIFF	DED	Score	Rk	TOTAL
1	MATTHIESEN, Adam	 DEN	1st	24,300	4,00	0,0	28,300	8	133,000
			2nd	26,700	8,80	0,0	35,500	1	
2	KLOSTERGAARD, Albert	 DEN	1st	26,700	7,10	0,0	33,800	1	129,300
			2nd	26,400	6,50	0,0	32,900	2	
3	YERKEBULAN, Abdullayev	 KAZ	1st	24,900	6,50	0,0	31,400	3	123,600
			2nd	27,900	4,70	0,0	32,600	4	
4	GREEN, Elias	 DEN	1st	26,100	4,30	0,0	30,400	4	122,900
			2nd	26,100	4,70	0,0	30,800	6	
5	OLEH, Aksamitnyi	 UKR	1st	24,300	8,10	0,0	32,400	2	121,600
			2nd	24,300	6,90	0,0	31,200	5	
6	IVAN, Telepailo	 KAZ	1st	24,000	5,70	0,0	29,700	6	117,400
			2nd	23,700	5,80	0,0	29,500	7	
7	HVIDEMOSE, Johan	 DEN	1st	24,300	5,90	0,0	30,200	5	117,000
			2nd	24,900	7,90	0,0	32,800	3	
8	BECK-HANSEN, Rasmus	 DEN	1st	24,600	4,40	0,0	29,000	7	113,500
			2nd	23,100	2,00	0,0	25,100	8	



Loule Cup 2013 DMT FIG ID 6157

5 - 7 Set, 2013, Loule, Portugal

DMT / Qualifications

General Results

Page 1

Individual Men/U13

<u>Superior Jury</u>	CJP VARAJÃO, Ana	POR			
Mónica MEXIA	E1 SIMÃO, Eliane	BRA	D6 COULTER, Andrew	ENG	
	E2 ARRAIS, Ana	POR	D7 MARQUES, João	POR	
	E3 VARAJÃO, Ana	POR			
	E4 HARPER, Stuart	NI			
	E5 BALTAZAR, Ana	POR			

Rk	Gymnasts	Routine	EXE	DIFF	DED	Score	Rk	TOTAL
1	MARTINS, Gonçalo	1st	27,300	3,70	0,0	31,000	1	62,100 Q
		2nd	27,000	4,10	0,0	31,100	1	
2	CABRAL, João	1st	28,200	1,70	0,0	29,900	2	60,200 Q
		2nd	27,900	2,40	0,0	30,300	2	
3	RAMOS, Diogo	1st	28,200	1,70	0,0	29,900	2	59,600 Q
		2nd	28,500	1,20	0,0	29,700	3	
4	BICHO, Tiago	1st	26,700	3,00	0,0	29,700	4	59,400 Q
		2nd	27,000	2,70	0,0	29,700	4	
5	SOUSA, Tiago	1st	28,200	1,30	0,0	29,500	5	58,600 Q
		2nd	27,300	1,80	0,0	29,100	8	
6	PEDRO, David	1st	27,300	1,30	0,0	28,600	7	58,000 Q
		2nd	28,200	1,20	0,0	29,400	5	
7	FERNÁNDES, Daniel	1st	26,700	1,20	0,0	27,900	11	57,300 Q
		2nd	27,000	2,40	0,0	29,400	6	
8	ESTEVÃO, Gonçalo	1st	27,300	0,70	0,0	28,000	10	57,200 Q
		2nd	28,500	0,70	0,0	29,200	7	
9	AVÓ, Gabriel	1st	27,000	1,20	0,0	28,200	9	55,600
		2nd	26,100	1,30	0,0	27,400	9	
10	ANICETO, Sérgio	1st	27,300	1,20	0,0	28,500	8	55,500
		2nd	25,800	1,20	0,0	27,000	10	
11	HUNTER, Luke	1st	27,300	1,60	0,0	28,900	6	48,900
		2nd	19,500	0,50	0,0	20,000	11	
	FELIX, João	1st	0,000	0,00	0,0	0,000	0	0,000
		2nd	0,000	0,00	0,0	0,000	0	
	AMADOR, Raul	1st	0,000	0,00	0,0	0,000	0	0,000
		2nd	0,000	0,00	0,0	0,000	0	
	CID, Nicolás	1st	0,000	0,00	0,0	0,000	0	0,000
		2nd	0,000	0,00	0,0	0,000	0	



Loulé Cup 2013 DMT FIG ID 6157

5 - 7 Set, 2013, Loulé, Portugal

DMT / Qualifications

General Results

Page 1

Individual Women/U13

Superior Jury

Mónica MEXIA

CJP FREJEMARK, AlexanderSWE

E1 BARR, Ann NI D6 CASTANHO, Fábio POR

E2 MCPHALEN, Mary CAN D7 DILLEN, Alex BEL

E3 LOPES, Pedro POR

E4 RODRIGUES, Silvia ESP

E5 SALGADO, Larissa BRA

Rk	Gymnasts	Routine	EXE	DIFF	DED	Score	Rk	TOTAL
1	CORREIA, Sofia	1st	28,200	2,70	0,0	30,900	1	60,800 Q
		2nd	28,200	1,70	0,0	29,900	1	
2	LUDOVICO, Maria	1st	29,100	0,70	0,0	29,800	2	59,300 Q
		2nd	28,800	0,70	0,0	29,500	5	
3	BRÁS, Joana	1st	27,300	2,10	0,0	29,400	5	59,200 Q
		2nd	27,600	2,20	0,0	29,800	4	
4	NATÁRIO, Ana	1st	28,800	0,70	0,0	29,500	3	59,000 Q
		2nd	28,800	0,70	0,0	29,500	5	
5	BRITT, Caers	1st	27,300	1,70	0,0	29,000	7	58,800 Q
		2nd	28,200	1,60	0,0	29,800	2	
6	NELL, Caers	1st	28,200	1,30	0,0	29,500	4	58,700 Q
		2nd	27,900	1,30	0,0	29,200	9	
7	BRANCO, Joana	1st	28,200	0,70	0,0	28,900	9	58,100 Q
		2nd	28,500	0,70	0,0	29,200	8	
8	SHORT, Molly	1st	27,300	1,30	0,0	28,600	13	58,000 Q
		2nd	28,200	1,20	0,0	29,400	7	
9	PUENTE-DODD, Noa	1st	27,300	1,70	0,0	29,000	7	57,900
		2nd	27,300	1,60	0,0	28,900	15	
10	CORREIA, Tatiana	1st	28,200	0,70	0,0	28,900	9	57,800
		2nd	28,200	0,70	0,0	28,900	11	
11	OLIVEIRA, Ana	1st	27,300	1,30	0,0	28,600	13	57,500
		2nd	27,600	1,30	0,0	28,900	12	
11	KERR, Zoe	1st	27,300	1,30	0,0	28,600	13	57,500
		2nd	27,600	1,30	0,0	28,900	12	
13	QUINN, Tessa	1st	27,300	1,20	0,0	28,500	17	57,400
		2nd	27,600	1,30	0,0	28,900	12	
14	CATARINO, Mariana	1st	27,900	1,30	0,0	29,200	6	57,300
		2nd	26,400	1,70	0,0	28,100	20	
15	SOUZA, Maria	1st	27,000	1,70	0,0	28,700	11	57,300



Loule Cup 2013 DMT FIG ID 6157

5 - 7 Set, 2013, Loule, Portugal

DMT / Qualifications

General Results

Page 2

Individual Women/U13

	2nd	27,000	1,60	0,0	28,600	16	
16 HORTA, Mariana	1st	26,400	1,60	0,0	28,000	19	57,100
	2nd	26,400	2,70	0,0	29,100	10	
17 MARGAÇA, Catarina	1st	27,900	0,70	0,0	28,600	12	56,900
	2nd	27,600	0,70	0,0	28,300	18	
18 MATIAS, Sofia	1st	27,300	1,30	0,0	28,600	13	56,400
	2nd	26,100	1,70	0,0	27,800	22	
19 CAMPOS, Barbara	1st	26,700	1,30	0,0	28,000	18	55,900
	2nd	26,100	1,80	0,0	27,900	21	
20 DONLEVY, Orla	1st	26,100	1,20	0,0	27,300	21	55,600
	2nd	27,000	1,30	0,0	28,300	19	
21 RICHARDSON, Kenzie	1st	26,400	0,70	0,0	27,100	22	54,300
	2nd	26,700	0,50	0,0	27,200	23	
22 SANTOS, Catarina	1st	24,600	1,70	0,0	26,300	23	52,500
	2nd	24,900	1,30	0,0	26,200	25	
23 SALAS, Maria	1st	20,400	0,70	0,0	21,100	25	50,900
	2nd	28,200	1,60	0,0	29,800	2	
24 PASSOS, Paula	1st	19,800	0,60	0,0	20,400	26	48,900
	2nd	27,300	1,20	0,0	28,500	17	
25 JUNTER, Chloe	1st	26,400	1,00	0,0	27,400	20	46,600
	2nd	18,600	0,60	0,0	19,200	27	
26 PASSOS, Carolina	1st	19,200	0,00	0,0	19,200	27	46,200
	2nd	26,100	0,90	0,0	27,000	24	
27 WOODS, Taneese	1st	24,300	1,00	0,0	25,300	24	45,400
	2nd	19,500	0,60	0,0	20,100	26	
BRAZONA, Laura	1st	0,000	0,00	0,0	0,000	0	0,000
	2nd	0,000	0,00	0,0	0,000	0	



Loule Cup 2013 DMT FIG ID 6157

5 - 7 Set, 2013, Loule, Portugal

DMT / Qualifications

General Results

Page 1

Individual Men/Open

<u>Superior Jury</u>	CJP SÖDERLUND, Jenny	SWE			
Mónica MEXIA	E1 LOPES, Pedro	POR	D6 PISCARRETA, Sara	POR	
	E2 STAMMERS, Yasmin	GBR	D7 JASPER, Caroline	BEL	
	E3 SIEGRIED, Patrick	GER			
	E4 SHORT, June	ENG			
	E5 SIWEK, Cassie	CAN			

Rk	Gymnasts	Routine	EXE	DIFF	DED	Score	Rk	TOTAL
1	VACHON, Denis	1st	27,900	8,80	0,0	36,700	3	74,600 Q
		2nd	29,100	8,80	0,0	37,900	1	
2	SOEHN, Keegan	1st	29,400	8,00	0,0	37,400	1	74,200 Q
		2nd	28,800	8,00	0,0	36,800	3	
3	FERNANDES, André	1st	28,800	7,60	0,0	36,400	5	73,600 Q
		2nd	28,800	8,40	0,0	37,200	2	
4	NORDFORS, Jonas	1st	28,800	8,40	0,0	37,200	2	73,000 Q
		2nd	28,500	7,30	0,0	35,800	6	
5	PEREZ, Daniel	1st	28,500	7,70	0,0	36,200	6	73,000 Q
		2nd	27,600	9,20	0,0	36,800	5	
6	LICO, André	1st	28,200	7,20	0,0	35,400	8	72,200 Q
		2nd	28,800	8,00	0,0	36,800	3	
7	NOBRE, Bruno	1st	28,200	8,40	0,0	36,600	4	71,600 Q
		2nd	27,000	8,00	0,0	35,000	8	
8	SCHWAIGER, Jon	1st	28,200	7,60	0,0	35,800	7	71,000 Q
		2nd	27,600	7,60	0,0	35,200	7	
9	LOPES, Tiago	1st	27,600	7,20	0,0	34,800	9	69,400
		2nd	27,000	7,60	0,0	34,600	9	
10	VEIGA, David	1st	26,700	6,80	0,0	33,500	13	67,800
		2nd	27,900	6,40	0,0	34,300	10	
11	FRANCISCO, Emanuel	1st	26,400	6,40	0,0	32,800	17	66,800
		2nd	26,400	7,60	0,0	34,000	11	
12	CORREIA, Márcio	1st	27,000	7,60	0,0	34,600	11	66,700
		2nd	24,900	7,20	0,0	32,100	14	
13	CAEIRO, João	1st	26,700	6,80	0,0	33,500	13	66,000
		2nd	26,100	6,40	0,0	32,500	12	
14	OPPENLANDER, Denis	1st	26,700	7,60	0,0	34,300	12	65,900
		2nd	27,600	4,00	0,0	31,600	15	
15	RODRIGUES, Diogo	1st	26,700	6,80	0,0	33,500	13	64,300



Loule Cup 2013 DMT FIG ID 6157

5 - 7 Set, 2013, Loule, Portugal

DMT / Qualifications

General Results

Page 2

Individual Men/Open

	2nd	26,400	4,40		0,0	30,800	16	
16 ALMEIDA, David	1st	25,800	6,00		0,0	31,800	18	63,900
	2nd	26,100	6,00		0,0	32,100	13	
17 ROSELIND, Jonas	1st	27,300	5,60		0,0	32,900	16	62,800
	2nd	27,900	2,00		0,0	29,900	18	
18 HARPER, Chris	1st	25,200	4,80		0,0	30,000	20	60,000
	2nd	25,200	4,80		0,0	30,000	17	
19 CATHCART, Boyd	1st	27,900	6,80		0,0	34,700	10	57,100
	2nd	19,200	3,20		0,0	22,400	20	
20 LAGINHA, Fernando	1st	30,000	0,00		0,0	30,000	19	50,300
	2nd	19,800	0,50		0,0	20,300	21	
21 MENDONÇA, Ricardo	1st	0,000	0,00		0,0	0,000	0	28,200
	2nd	26,100	2,10		0,0	28,200	19	
ARMSTRONG, Mark	1st	0,000	0,00		0,0	0,000	0	0,000
	2nd	0,000	0,00		0,0	0,000	0	
PIMENTEL, Paulo	1st	0,000	0,00		0,0	0,000	0	0,000
	2nd	0,000	0,00		0,0	0,000	0	
FURÃO, Ricardo	1st	0,000	0,00		0,0	0,000	0	0,000
	2nd	0,000	0,00		0,0	0,000	0	
RAMALHO, Duarte	1st	0,000	0,00		0,0	0,000	0	0,000
	2nd	0,000	0,00		0,0	0,000	0	



Loule Cup 2013 DMT FIG ID 6157

5 - 7 Set, 2013, Loule, Portugal

DMT / Qualifications

General Results

Page 1

Individual Women/Open

<u>Superior Jury</u>	CJP MARQUES, Daniela	POR			
Mónica MEXIA	E1 RODRIGUES, Silvia	ESP	D6 VARAJÃO, Ana	POR	
	E2 FREJEMARK, Alexander	SWE	D7 CASTANHO, Fábio	POR	
	E3 SIMÃO, Eliane	BRA			
	E4 ARRAIS, Ana	POR			
	E5 CAPEL, Karen	CAN			

Rk	Gymnasts	Routine	EXE	DIFF	DED	Score	Rk	TOTAL
1	GIESBRECHT, Alexandria	1st	27,300	6,40	0,0	33,700	3	68,400 Q
		2nd	27,900	6,80	0,0	34,700	1	
2	SAIOTE, Silvia	1st	27,600	6,40	0,0	34,000	1	66,800 Q
		2nd	27,600	5,20	0,0	32,800	4	
3	SJOBERG, Lina	1st	27,600	6,00	0,0	33,600	4	66,600 Q
		2nd	27,000	6,00	0,0	33,000	3	
4	PEREIRA, Joana	1st	27,300	5,60	0,0	32,900	5	66,100 Q
		2nd	27,600	5,60	0,0	33,200	2	
5	PRAZERES, Mafalda	1st	27,000	5,60	0,0	32,600	7	64,900 Q
		2nd	26,700	5,60	0,0	32,300	6	
6	BROWN, Caitlin	1st	27,600	3,70	0,0	31,300	11	63,700 Q
		2nd	28,500	3,90	0,0	32,400	5	
7	PRCIC, Beatrice	1st	27,900	4,80	0,0	32,700	6	63,600 Q
		2nd	26,100	4,80	0,0	30,900	9	
8	MILLAR, Lauren	1st	28,200	3,00	0,0	31,200	12	62,400 Q
		2nd	27,900	3,30	0,0	31,200	8	
9	BRITO, Inês	1st	28,800	1,80	0,0	30,600	13	62,000
		2nd	28,500	2,90	0,0	31,400	7	
10	DORIEN, Glasse	1st	27,300	4,40	0,0	31,700	9	61,900
		2nd	25,800	4,40	0,0	30,200	10	
11	MACAIG, Hailey	1st	27,900	3,70	0,0	31,600	10	61,500
		2nd	25,500	4,40	0,0	29,900	12	
12	SILVA, Marta	1st	27,000	2,90	0,0	29,900	14	59,300
		2nd	26,700	2,70	0,0	29,400	14	
13	RODRÍGUES, Marta	1st	27,000	2,10	0,0	29,100	16	58,700
		2nd	27,900	1,70	0,0	29,600	13	
14	JAMIESON, Lauren	1st	26,100	1,70	0,0	27,800	19	56,700
		2nd	27,300	1,60	0,0	28,900	15	
15	BOWIE, Kirsteen	1st	27,000	1,50	0,0	28,500	18	56,700



Loule Cup 2013 DMT FIG ID 6157

5 - 7 Set, 2013, Loule, Portugal

DMT / Qualifications

General Results

Page 2

Individual Women/Open

	2nd	26,400	1,80	0,0	28,200	16	
16 JEFFREY, Kayleigh	1st	27,300	1,50	0,0	28,800	17	54,800
	2nd	24,600	1,40	0,0	26,000	17	
17 OSBORNE, Gemma	1st	26,700	5,20	0,0	31,900	8	53,700
	2nd	19,800	2,00	0,0	21,800	19	
18 CAMEIRA, Marta	1st	20,100	0,50	0,0	20,600	20	50,800
	2nd	25,800	4,40	0,0	30,200	10	
19 MORGADO, Vanessa	1st	27,000	2,70	0,0	29,700	15	50,000
	2nd	19,800	0,50	0,0	20,300	20	
20 MILLER-BURKO, Jordyn	1st	27,900	6,00	0,0	33,900	2	33,900
	2nd	0,000	0,00	0,0	0,000	0	
21 BOYCHUK, Corissa	1st	0,000	0,00	0,0	0,000	0	22,900
	2nd	20,100	2,80	0,0	22,900	18	
SIMÕES, Ana	1st	0,000	0,00	0,0	0,000	0	0,000
	2nd	0,000	0,00	0,0	0,000	0	



Loule Cup 2013 DMT FIG ID 6157

5 - 7 Set, 2013, Loule, Portugal

DMT / Qualifications

General Results

Page 1

Individual Men/Junior

<u>Superior Jury</u>	CJP VARAJÃO, Ana	POR			
Mónica MEXIA	E1 SIMÃO, Eliane	BRA	D6 COULTER, Andrew	ENG	
	E2 ARRAIS, Ana	POR	D7 MARQUES, João	POR	
	E3 VARAJÃO, Ana	POR			
	E4 HARPER, Stuart	NI			
	E5 BALTAZAR, Ana	POR			

Rk	Gymnasts	Routine	EXE	DIFF	DED	Score	Rk	TOTAL
1	ROMÃO, Tiago	1st	28,200	6,40	0,0	34,600	1	69,500 Q
		2nd	28,500	6,40	0,0	34,900	1	
2	NUNES, André	1st	26,700	7,20	0,0	33,900	3	67,700 Q
		2nd	27,000	6,80	0,0	33,800	2	
3	LAGINHA, Marco	1st	26,700	6,80	0,0	33,500	4	66,500 Q
		2nd	27,000	6,00	0,0	33,000	4	
4	NOVELLE, Eduardo	1st	27,900	6,00	0,0	33,900	2	66,500 Q
		2nd	25,800	6,80	0,0	32,600	5	
5	MARSHALL, Dylan	1st	27,900	5,20	0,0	33,100	6	66,200 Q
		2nd	27,900	5,20	0,0	33,100	3	
6	RUILOBA, Antonio	1st	26,400	6,00	0,0	32,400	8	64,600 Q
		2nd	27,000	5,20	0,0	32,200	6	
7	AFONSO, Luis	1st	27,300	5,60	0,0	32,900	7	64,200 Q
		2nd	26,100	5,20	0,0	31,300	8	
8	ATKIN, Brody	1st	26,100	4,80	0,0	30,900	10	62,700 Q
		2nd	27,000	4,80	0,0	31,800	7	
9	COLUCAS, Filipe	1st	27,600	3,70	0,0	31,300	9	62,400
		2nd	26,700	4,40	0,0	31,100	10	
10	LUCAS, Ricardo	1st	27,000	6,40	0,0	33,400	5	55,600
		2nd	19,800	2,40	0,0	22,200	11	
11	BLAIR, Jack	1st	20,100	0,70	0,0	20,800	12	52,000
		2nd	28,200	3,00	0,0	31,200	9	
12	MORGADO, Nuno	1st	19,800	2,40	0,0	22,200	11	44,000
		2nd	19,800	2,00	0,0	21,800	12	



Loule Cup 2013 DMT FIG ID 6157

5 - 7 Set, 2013, Loule, Portugal

DMT / Qualifications

General Results

Page 1

Individual Women/Junior

Superior Jury

Mónica MEXIA

CJP FREJEMARK, AlexanderSWE

E1 BARR, Ann NI D6 CASTANHO, Fábio POR

E2 MCPHALEN, Mary CAN D7 DILLEN, Alex BEL

E3 LOPES, Pedro POR

E4 RODRIGUES, Silvia ESP

E5 SALGADO, Larissa BRA

Rk	Gymnasts	Routine	EXE	DIFF	DED	Score	Rk	TOTAL
1	GILES, Lauren	1st	27,900	3,60	0,0	31,500	2	63,000 Q
		2nd	28,200	3,30	0,0	31,500	1	
2	ANTON, Yael	1st	27,900	4,40	0,0	32,300	1	62,100 Q
		2nd	26,400	3,40	0,0	29,800	7	
3	BRÁS, Mafalda	1st	26,400	3,70	0,0	30,100	7	61,500 Q
		2nd	28,200	3,20	0,0	31,400	2	
4	NETO, Débora	1st	27,600	2,90	0,0	30,500	4	61,400 Q
		2nd	28,200	2,70	0,0	30,900	3	
5	O'BRIEN, Caitlin	1st	27,300	3,30	0,0	30,600	3	60,500 Q
		2nd	26,700	3,20	0,0	29,900	6	
6	NETO, Bruna	1st	27,600	2,90	0,0	30,500	4	59,900 Q
		2nd	26,700	2,70	0,0	29,400	8	
7	DONLEVY, Ciara	1st	27,600	2,90	0,0	30,500	4	58,600 Q
		2nd	24,900	3,20	0,0	28,100	11	
8	CONSTÂNCIO, Catarina	1st	25,500	2,90	0,0	28,400	11	58,400 Q
		2nd	27,300	2,70	0,0	30,000	5	
9	SILVA, Beatriz	1st	27,300	1,60	0,0	28,900	10	58,200
		2nd	27,600	1,70	0,0	29,300	9	
10	TREMAIN, Kira	1st	24,900	2,10	0,0	27,000	13	57,500
		2nd	27,600	2,90	0,0	30,500	4	
11	MOTA, Andreia	1st	25,200	2,50	0,0	27,700	12	55,800
		2nd	26,400	1,70	0,0	28,100	10	
12	CASTELA, Joana	1st	26,400	3,70	0,0	30,100	7	51,900
		2nd	19,800	2,00	0,0	21,800	13	
13	LECUONA, Laura	1st	27,900	1,70	0,0	29,600	9	50,700
		2nd	20,400	0,70	0,0	21,100	14	
14	CARVALHO, Mariana	1st	19,800	2,00	0,0	21,800	14	44,000
		2nd	19,800	2,40	0,0	22,200	12	
15	BARATA, Lidia	1st	19,800	0,70	0,0	20,500	15	41,500



Loule Cup 2013 DMT FIG ID 6157

5 - 7 Set, 2013, Loule, Portugal

DMT / Qualifications

General Results

Page 2

Individual Women/Junior

2nd	19,800	1,20	0,0	21,000	15
-----	--------	------	-----	--------	----



Loule Cup 2013 DMT FIG ID 6157

5 - 7 Set, 2013, Loule, Portugal

DMT / Qualifications

General Results

Page 1

Individual Men/13-14

<u>Superior Jury</u>	CJP VARAJÃO, Ana	POR			
Mónica MEXIA	E1 SIMÃO, Eliane	BRA	D6 COULTER, Andrew	ENG	
	E2 ARRAIS, Ana	POR	D7 MARQUES, João	POR	
	E3 VARAJÃO, Ana	POR			
	E4 HARPER, Stuart	NI			
	E5 BALTAZAR, Ana	POR			

Rk	Gymnasts	Routine	EXE	DIFF	DED	Score	Rk	TOTAL
1	NORTHOVER, Rhys	1st	27,600	4,80	0,0	32,400	1	63,600 Q
		2nd	26,400	4,80	0,0	31,200	2	
2	DOMURO, Lucas	1st	27,900	3,40	0,0	31,300	2	61,600 Q
		2nd	27,000	3,30	0,0	30,300	7	
3	CRUZ, André	1st	28,500	2,10	0,0	30,600	6	61,500 Q
		2nd	28,200	2,70	0,0	30,900	3	
4	JUNIOR, Rafael	1st	28,200	3,00	0,0	31,200	3	61,500 Q
		2nd	27,600	2,70	0,0	30,300	6	
5	FILHO, Alexandre	1st	28,200	2,70	0,0	30,900	5	60,900 Q
		2nd	27,000	3,00	0,0	30,000	8	
6	CATHCART, Daniel	1st	27,300	2,70	0,0	30,000	8	60,700 Q
		2nd	27,600	3,10	0,0	30,700	5	
7	FEIJOO, Diego	1st	26,700	3,00	0,0	29,700	10	60,600 Q
		2nd	27,600	3,30	0,0	30,900	4	
8	AMADOR, Diogo	1st	27,000	3,40	0,0	30,400	7	60,300 Q
		2nd	25,500	4,40	0,0	29,900	9	
9	PRAZERES, Gonçalo	1st	28,200	3,00	0,0	31,200	3	60,200
		2nd	27,900	1,10	0,0	29,000	14	
10	CROSSAN, Callum	1st	27,000	2,90	0,0	29,900	9	59,600
		2nd	27,000	2,70	0,0	29,700	11	
11	MARCHÃO, Daniel	1st	27,000	0,50	0,0	27,500	17	59,300
		2nd	28,800	3,00	0,0	31,800	1	
12	RAMINHOS, Vasco	1st	26,100	3,30	0,0	29,400	13	59,300
		2nd	25,500	4,40	0,0	29,900	9	
13	SILVA, Samuel	1st	27,600	1,80	0,0	29,400	12	59,000
		2nd	26,700	2,90	0,0	29,600	12	
14	ESTEVIÃO, Diogo	1st	27,900	1,70	0,0	29,600	11	58,500
		2nd	27,600	1,30	0,0	28,900	15	
15	PEDROSA, Pedro	1st	27,000	2,10	0,0	29,100	14	58,500



Loule Cup 2013 DMT FIG ID 6157

5 - 7 Set, 2013, Loule, Portugal

DMT / Qualifications

General Results

Page 2

Individual Men/13-14

	2nd	27,300	2,10	0,0	29,400	13	
16 MULHOLLAND, Niall	1st	26,700	1,80	0,0	28,500	15	56,200
	2nd	26,100	1,60	0,0	27,700	17	
17 MULLEN, Oisín	1st	25,800	1,20	0,0	27,000	18	52,900
	2nd	24,600	1,30	0,0	25,900	18	
18 CORREA, Tawan	1st	0,000	0,00	0,0	0,000	0	28,600
	2nd	27,300	1,30	0,0	28,600	16	
19 PINTO, João	1st	25,800	2,40	0,0	28,200	16	28,200
	2nd	0,000	0,00	0,0	0,000	0	



Loulé Cup 2013 TRA FIG ID 6157

5 - 7 Set, 2013, Loulé, Portugal

TRI / Qualifications

General Results

Page 1

Individual Men/U13

<u>Superior Jury</u>	CJP APOLONIA, Luis	ESP			
Mónica MEXIA	E1 ZERMENO, Margarita	MEX	D6 SHORT, June	ENG	
	E2 APOLONIA, Luis	ESP	D7 MEDEIROS, Ines	POR	
	E3 RUZICKOVA, Magdalen	CZE	TOF DILSHOD, Sadikov	UZE	
	E4 MARQUES, Daniela	POR			
	E5 STAMMERS, Yasmin	GBR			

Rk	Gymnasts	Routine	EXE	DIFF	TOF	DED	Score	Rk	TOTAL
1	MARTINS, Gonçalo	1st	23,100	0,00	15,630	0,0	38,730	2	88,340 Q
		2nd	22,500	12,30	14,810	0,0	49,610	1	
2	HERNANDEZ, Victor	1st	25,500	0,00	15,045	0,0	40,545	1	85,045 Q
		2nd	22,800	8,50	13,200	0,0	44,500	3	
3	LARRALDE, Adrian	1st	25,200	0,00	13,400	0,0	38,600	3	83,850 Q
		2nd	24,300	7,60	13,350	0,0	45,250	2	
4	BICHO, Tiago	1st	24,000	0,00	13,735	0,0	37,735	4	80,560 Q
		2nd	23,400	5,90	13,525	0,0	42,825	4	
5	KRYDSFELDT, Alfred	1st	21,900	0,00	14,085	0,0	35,985	5	77,930 Q
		2nd	20,400	7,70	13,845	0,0	41,945	5	
6	KRYDSFELDT, Emi	1st	21,600	0,00	13,910	0,0	35,510	7	73,710 Q
		2nd	17,400	7,70	13,100	0,0	38,200	7	
7	CABRAL, João	1st	20,700	0,00	12,480	0,0	33,180	8	71,510 Q
		2nd	20,100	5,70	12,530	0,0	38,330	6	
8	CID, Nicolás	1st	23,100	0,00	12,465	0,0	35,565	6	71,065 Q
		2nd	18,300	5,90	11,300	0,0	35,500	10	
9	WILSON, Elliott	1st	21,000	0,00	12,135	0,0	33,135	9	70,795 R
		2nd	19,800	6,10	11,760	0,0	37,660	9	
10	ANICETO, Sérgio	1st	20,400	0,00	12,025	0,0	32,425	10	70,600 R
		2nd	20,400	5,40	12,375	0,0	38,175	8	
11	HUNTER, Luke	1st	19,500	0,00	11,850	0,0	31,350	11	66,650
		2nd	18,000	5,90	11,400	0,0	35,300	11	
12	AVÓ, Gabriel	1st	18,300	0,00	10,625	0,0	28,925	12	62,995
		2nd	19,200	3,60	11,270	0,0	34,070	12	
13	PEDRO, David	1st	13,200	0,00	11,120	0,0	24,320	13	57,065
		2nd	18,300	3,50	10,945	0,0	32,745	14	
14	SOUSA, Tiago	1st	11,400	0,00	07,275	0,0	18,675	14	52,000
		2nd	16,800	4,70	11,825	0,0	33,325	13	
15	FERNÁNDES, Daniel	1st	2,400	0,00	01,525	0,0	3,925	16	35,765



Loule Cup 2013 TRA FIG ID 6157

5 - 7 Set, 2013, Loule, Portugal

TRI / Qualifications

General Results

Page 2

Individual Men/U13

		2nd	15,000	6,40	10,440	0,0	31,840	15	
16 RAMOS, Diogo	1st	9,300	0,00	06,795	0,0	16,095	15	29,430	
	2nd	7,500	1,20	04,635	0,0	13,335	16		
FELIX, João	1st	0,000	0,00	00,000	0,0	0,000	0	0,000	
	2nd	0,000	0,00	00,000	0,0	0,000	0		
AMADOR, Raul	1st	0,000	0,00	00,000	0,0	0,000	0	0,000	
	2nd	0,000	0,00	00,000	0,0	0,000	0		



Loule Cup 2013 DMT FIG ID 6157

5 - 7 Set, 2013, Loule, Portugal

DMT / Qualifications

General Results

Page 2

Individual Women/13-14

	2nd	27,300	1,30	0,0	28,600	15	
16 SMARTT, Kathleen	1st	26,100	1,20	0,0	27,300	16	55,300
	2nd	26,700	1,30	0,0	28,000	17	
17 ANTON, Jenny	1st	26,400	1,20	0,0	27,600	14	55,300
	2nd	26,400	1,30	0,0	27,700	18	
18 FULLARD, Shauna	1st	27,000	0,50	0,0	27,500	15	54,400
	2nd	26,400	0,50	0,0	26,900	20	
19 CAVE, Ruby	1st	25,800	1,30	0,0	27,100	18	54,200
	2nd	25,800	1,30	0,0	27,100	19	
20 TODD, Sophie	1st	24,300	0,50	0,0	24,800	20	51,700
	2nd	26,400	0,50	0,0	26,900	20	
21 JETER, Sydney	1st	0,000	0,00	0,0	0,000	0	30,400
	2nd	27,000	3,40	0,0	30,400	6	