

TRI / Qualifications
General Results







Individual Women/Trampoline

Superior Jury
Tatiana Shuiska

CJP Babette Wetering
E1 Nicole Richter
E2 Andreas Vogt
E3 Norifumi Yamamoto
E4 Zhang Wenmei
E5 Francesca Beltrami












NED
AUS D6 Jean-philippe Campus
SUI D7 Olga Siniakova
JPN TOF Adil Juseyn-zada
CHN
ITA

FRA
RUS
AZE

Rk		Routine	EXE	DIF	TOF	DED	Score	Total	GAP	
1	CHN 	Li Dan	1st	28,200	2,90	16,745	0,0	47,845	103,425 Q	
			2nd	24,600	15,20	15,780	0,0	55,580		
2	CHN 	Zhong Xingping	1st	27,300	2,70	16,530	0,0	46,530	102,190 Q	1,235
			2nd	25,500	14,40	15,760	0,0	55,660		
3	RUS 	Irina Kundius	1st	27,300	2,00	16,915	0,0	46,215	100,570 Q	2,855
			2nd	23,700	14,60	16,055	0,0	54,355		
4	CHN 	Huang Yanfei	1st	27,000	2,70	16,890	0,0	46,590	99,925	3,500
			2nd	22,800	14,80	15,735	0,0	53,335		
5	GBR 	Bryony Page	1st	27,300	2,90	16,360	0,0	46,560	99,400 Q	4,025
			2nd	22,800	14,80	15,240	0,0	52,840		
6	GBR 	Katherine Driscoll	1st	26,400	2,70	16,515	0,0	45,615	98,380 Q	5,045
			2nd	23,100	14,40	15,265	0,0	52,765		
7	CAN 	Karen Cockburn	1st	26,100	2,70	16,645	0,0	45,445	98,190 Q	5,235
			2nd	24,000	13,50	15,245	0,0	52,745		
8	JPN 	Ayana Yamada	1st	25,500	2,90	16,355	0,0	44,755	97,125 Q	6,300
			2nd	23,100	13,60	15,670	0,0	52,370		
9	RUS 	Anna Kornetskaya	1st	26,400	2,90	16,585	0,0	45,885	96,680 Q	6,745
			2nd	22,800	12,70	15,295	0,0	50,795		

TRI / Qualifications
General Results

Individual Women/Trampoline

10	JPN 	Ayano Kishi	1st	24,300	2,90	16,335	0,0	43,535	96,545 R	6,880
			2nd	24,000	13,40	15,610	0,0	53,010		
11	JPN 	Megu Uyama	1st	24,900	2,90	15,890	0,0	43,690	96,115	7,310
			2nd	24,300	12,70	15,425	0,0	52,425		
12	RUS 	Victoria Voronina	1st	26,700	2,70	16,605	0,0	46,005	95,880	7,545
			2nd	20,100	14,40	15,375	0,0	49,875		
13	JPN 	Rana Nakano	1st	25,500	2,70	15,965	0,0	44,165	95,680	7,745
			2nd	22,800	13,10	15,615	0,0	51,515		
14	POR 	Sílvia Saiote	1st	24,300	3,00	16,230	0,0	43,530	94,450 R	8,975
			2nd	22,800	12,60	15,520	0,0	50,920		
15	POR 	Beatriz Martins	1st	24,000	2,70	16,390	0,0	43,090	93,910	9,515
			2nd	22,200	13,80	14,820	0,0	50,820		
16	NED 	Pascaline Wiebering	1st	25,800	2,70	15,660	0,0	44,160	92,930	10,495
			2nd	21,600	12,50	14,670	0,0	48,770		
17	CAN 	Cloé Deschênes	1st	25,800	2,70	15,480	0,0	43,980	91,565	11,860
			2nd	20,400	12,40	14,785	0,0	47,585		
18	SUI 	Sylvie Wirth	1st	25,500	2,70	16,465	0,0	44,665	91,155	12,270
			2nd	20,100	11,40	14,990	0,0	46,490		
19	CAN 	Karine Dufour	1st	24,300	2,00	15,635	0,0	41,935	89,990	13,435
			2nd	21,300	11,90	14,855	0,0	48,055		
20	CZE 	Zita Frydrychova	1st	24,300	3,10	15,910	0,0	43,310	89,080	14,345
			2nd	20,100	12,20	13,470	0,0	45,770		

Individual Women/Trampoline

21	SUI		Fanny Chilo	1st	21,000	2,70	16,160	0,0	39,860	87,425	16,000
				2nd	20,700	11,90	14,965	0,0	47,565		
22	POL		Magdalena Switalska	1st	23,400	2,30	14,990	0,0	40,690	87,305	16,120
				2nd	21,300	10,90	14,415	0,0	46,615		
23	BEL		Otilie Schelstraete	1st	24,000	2,20	15,425	0,0	41,625	85,890	17,535
				2nd	20,100	9,20	14,965	0,0	44,265		
24	SWE		Lina Sjoeborg	1st	20,700	1,50	13,420	0,0	35,620	80,485	22,940
				2nd	19,800	11,20	13,865	0,0	44,865		
25	BEL		Justine Brodelet	1st	25,500	2,90	15,320	0,0	43,720	64,040	39,385
				2nd	9,000	5,20	06,120	0,0	20,320		
26	CHN		Liu Lingling	1st	26,700	2,70	17,265	0,0	46,665	63,730	39,695
				2nd	6,900	4,90	05,265	0,0	17,065		
27	ESP		Claudia Prat	1st	25,200	2,30	16,265	0,0	43,765	49,860	53,565
				2nd	2,400	2,00	01,695	0,0	6,095		
28	NED		Kirsten Boersma	1st	24,000	1,50	14,920	0,0	40,420	46,835	56,590
				2nd	2,700	2,00	01,715	0,0	6,415		
	RUS		Yana Pavlova	1st	0,000	0,00	00,000	0,0	0,000	0,000	103,425
				2nd	0,000	0,00	00,000	0,0	0,000		










Individual Men/Trampoline

Superior Jury
Tatiana Shuiska












CJP João Oliveira
E1 Konrad Bojakowski
E2 Erik Mogensen
E3 Ulf Andersson
E4 Peter Heames
E5 Didier Wullaert

POR
POL D6 Traci House
DEN D7 Rusudan Khoperia
SWE TOF Tatiana Novakova
GBR
BEL

CAN
GEO
CZE












Rk		Routine	EXE	DIF	TOF	DED	Score	Total	GAP
1	CHN  Gao Lei	1st	27,900	3,40	19,190	0,0	50,490	112,360 Q	
		2nd	25,800	17,70	18,370	0,0	61,870		
2	CHN  Tu Xiao	1st	28,500	3,30	18,440	0,0	50,240	110,355 Q	2,005
		2nd	24,900	17,30	17,915	0,0	60,115		
3	RUS  Sergei Azarian	1st	27,600	3,50	17,975	0,0	49,075	106,810 Q	5,550
		2nd	24,000	16,90	16,835	0,0	57,735		
4	RUS  Mikhail Melnik	1st	27,300	3,10	18,515	0,0	48,915	106,655 Q	5,705
		2nd	22,800	17,30	17,640	0,0	57,740		
5	AUS  Ty Swadling	1st	27,000	3,00	18,255	0,0	48,255	106,395 Q	5,965
		2nd	24,600	16,70	16,840	0,0	58,140		
6	FRA  Allan Morante	1st	27,900	2,70	18,475	0,0	49,075	106,150 Q	6,210
		2nd	23,700	15,80	17,575	0,0	57,075		
7	CHN  Hu Zichao	1st	27,600	3,40	18,700	0,0	49,700	106,090	6,270
		2nd	23,100	16,30	16,990	0,0	56,390		
8	JPN  Ryota Shimada	1st	27,300	3,10	18,105	0,0	48,505	106,010 Q	6,350
		2nd	23,700	16,60	17,205	0,0	57,505		
9	SWE  Jonas Nordfors	1st	27,600	2,70	17,975	0,0	48,275	105,435 Q	6,925
		2nd	24,000	16,20	16,960	0,0	57,160		

Individual Men/Trampoline












10	RUS		Andrey Yudin	1st	25,800	3,50	18,425	0,0	47,725	104,735	7,625
				2nd	24,000	15,70	17,310	0,0	57,010		
11	FRA		Sébastien Martiny	1st	27,300	2,70	17,855	0,0	47,855	104,490 R	7,870
				2nd	24,000	16,00	16,635	0,0	56,635		
12	POR		Pedro Ferreira	1st	27,600	2,90	18,040	0,0	48,540	104,030 R	8,330
				2nd	22,800	15,40	17,290	0,0	55,490		
13	RUS		Dmitry Ushakov	1st	28,500	3,10	18,220	0,0	49,820	103,685	8,675
				2nd	22,500	15,30	16,065	0,0	53,865		
14	GEO		Tengizi Koshkadze	1st	27,000	2,90	18,150	0,0	48,050	103,620	8,740
				2nd	23,100	15,80	16,670	0,0	55,570		
15	FRA		Romain Legros	1st	25,800	3,20	18,135	0,0	47,135	103,510	8,850
				2nd	23,700	15,80	16,875	0,0	56,375		
16	AZE		Oleg Piunov	1st	25,200	3,10	18,140	0,0	46,440	103,375	8,985
				2nd	24,000	16,00	16,935	0,0	56,935		
17	SUI		Nicolas Schori	1st	27,300	3,00	17,635	0,0	47,935	103,120	9,240
				2nd	22,200	16,70	16,285	0,0	55,185		
18	POL		Artur Zakrzewski	1st	26,700	3,10	17,265	0,0	47,065	102,285	10,075
				2nd	22,500	16,00	16,720	0,0	55,220		
19	POR		Ricardo Santos	1st	26,400	2,70	18,130	0,0	47,230	101,395	10,965
				2nd	21,600	15,10	17,465	0,0	54,165		
20	AZE		Ruslan Aghamirov	1st	26,700	1,90	17,310	0,0	45,910	100,415	11,945
				2nd	22,800	15,20	16,505	0,0	54,505		

TRI / Qualifications
General Results

Individual Men/Trampoline








21	GEO 	Giorgi Putkaradze	1st	27,300	2,70	17,355	0,0	47,355	99,945	12,415
			2nd	22,500	13,80	16,290	0,0	52,590		
22	BEL 	Loïc Lenoir	1st	26,100	3,10	17,310	0,0	46,510	99,850	12,510
			2nd	23,100	14,00	16,240	0,0	53,340		
23	SWE 	Oscar Smith	1st	25,500	2,70	17,755	0,0	45,955	99,770	12,590
			2nd	22,800	14,50	16,515	0,0	53,815		
24	CZE 	Martin Pelc	1st	26,700	2,70	16,970	0,0	46,370	98,730	13,630
			2nd	21,600	14,60	16,160	0,0	52,360		
25	BEL 	Simon Debacker	1st	25,500	3,30	16,535	0,0	45,335	98,660	13,700
			2nd	21,600	15,40	16,325	0,0	53,325		
26	POL 	Lukasz Nowak	1st	25,500	2,70	16,835	0,0	45,035	98,540	13,820
			2nd	22,800	15,00	15,705	0,0	53,505		
27	POR 	Tiago Lopes	1st	24,300	3,10	17,910	0,0	45,310	98,215	14,145
			2nd	22,800	13,20	16,905	0,0	52,905		
28	CAN 	Curtis Gerein	1st	24,900	2,70	17,215	0,0	44,815	97,870	14,490
			2nd	21,900	15,00	16,155	0,0	53,055		
29	AUS 	Blake Gaudry	1st	25,500	3,10	18,335	0,0	46,935	97,855	14,505
			2nd	21,000	14,20	15,720	0,0	50,920		
30	CZE 	Adam Sult	1st	26,700	2,70	17,125	0,0	46,525	97,105	15,255
			2nd	20,700	14,00	15,880	0,0	50,580		
31	BEL 	Ben Overberghe	1st	24,300	3,10	16,270	0,0	43,670	96,085	16,275
			2nd	21,300	15,60	15,515	0,0	52,415		

Individual Men/Trampoline

32	CHN		Dong Dong	1st	28,800	3,40	18,215	0,0	50,415	93,040	19,320
				2nd	17,700	12,40	12,525	0,0	42,625		
33	CZE		Krystof Baumelt	1st	24,000	3,10	16,200	0,0	43,300	90,960	21,400
				2nd	20,400	12,20	15,060	0,0	47,660		
34	JPN		Yasuhiro Ueyama	1st	26,700	3,50	18,125	0,0	48,325	89,550	22,810
				2nd	16,500	12,40	12,325	0,0	41,225		
35	IRL		Boyd Cathcart	1st	23,100	3,10	15,900	0,0	42,100	89,180	23,180
				2nd	20,100	12,00	14,980	0,0	47,080		
36	JPN		Takahiko Kato	1st	24,900	1,10	16,445	0,0	42,445	87,665	24,695
				2nd	19,500	12,10	13,620	0,0	45,220		
37	POL		Tomasz Krzemien	1st	26,100	2,90	17,235	0,0	46,235	84,340	28,020
				2nd	15,600	10,90	11,605	0,0	38,105		
38	NED		Maxim Zeijl	1st	27,600	2,90	17,780	0,0	48,280	80,630	31,730
				2nd	12,600	9,60	10,150	0,0	32,350		
39	DEN		Daniel Praest	1st	24,300	3,30	17,820	0,0	45,420	73,855	38,505
				2nd	12,000	7,80	08,635	0,0	28,435		
40	AZE		Ilya Grishunin	1st	24,300	3,50	18,090	0,0	45,890	69,240	43,120
				2nd	9,300	6,90	07,150	0,0	23,350		
41	DEN		Christian Andersen	1st	27,000	2,70	18,220	0,0	47,920	65,665	46,695
				2nd	7,200	5,10	05,445	0,0	17,745		
42	JPN		Katsufumi Tasaki	1st	26,700	3,10	17,950	0,0	47,750	65,660	46,700
				2nd	6,900	5,50	05,510	0,0	17,910		

TRI / Qualifications
General Results

Individual Men/Trampoline

43	BEL		Joris Greens	1st	25,500	2,80	17,565	0,0	45,865	62,870	49,490
				2nd	6,300	5,50	05,205	0,0	17,005		
44	AUS		Shaun Swadling	1st	27,000	3,00	17,925	0,0	47,925	59,545	52,815
				2nd	4,200	3,80	03,620	0,0	11,620		
45	SUI		Romain Hohenweg	1st	26,400	2,80	17,195	0,0	46,395	57,490	54,870
				2nd	4,200	3,40	03,495	0,0	11,095		
46	CZE		Naim Ashhab	1st	26,400	2,90	17,030	0,0	46,330	56,970	55,390
				2nd	3,900	3,20	03,540	0,0	10,640		
47	ESP		Marc Torras	1st	25,800	2,90	16,385	0,0	45,085	56,410	55,950
				2nd	4,800	3,20	03,325	0,0	11,325		
48	NED		Orlando Gotschin	1st	21,900	0,00	14,540	0,0	36,440	54,335	58,025
				2nd	6,900	5,50	05,495	0,0	17,895		
49	POL		Lukasz Burdziak	1st	20,100	1,30	16,430	0,0	37,830	54,320	58,040
				2nd	6,000	5,30	05,190	0,0	16,490		
50	SWE		Mans Aberg	1st	2,400	0,00	01,795	0,0	4,195	52,980	59,380
				2nd	19,800	13,60	15,385	0,0	48,785		
51	COL		Angel Recalde	1st	24,000	1,90	15,965	0,0	41,865	52,590	59,770
				2nd	4,200	2,80	03,725	0,0	10,725		
52	SWE		Timoteus Karlsson	1st	25,200	2,90	17,360	0,0	45,460	51,600	60,760
				2nd	2,400	2,00	01,740	0,0	6,140		
53	ITA		Flavio Cannone	1st	4,800	1,50	03,575	0,0	9,875	49,985	62,375
				2nd	16,200	11,70	12,210	0,0	40,110		



Loulé World Cup Trampoline 2014

5 - 6 Set, 2014, Loule, Portugal



TRI / Qualifications

General Results

Page 6










Individual Men/Trampoline

AUS  Jack Penny

1st	0,000	0,00	00,000	0,0	0,000	0,000	112,360
2nd	0,000	0,00	00,000	0,0	0,000		

Synchronized Women/Synch

Superior Jury Tatiana Shuiska	CJP Francesca Beltrami E1 Traci House E2 Tatana Novakova E3 Monica Antolin E4 Ulf Andersson	ITA ACJF Erik Mogensen CAN D6 Konrad Bojakowski CZE D7 Olga Siniakova ESP SWE	DEN POL S8 Andreas Vogt RUS	SUI
----------------------------------	---	---	-----------------------------------	-----

Rk		Routine	EXE	DIF	SYN	DED	Score	Total	GAP	
1	RUS 	Anna Kornetskaya/ Irina Kundius	1st	17,600	1,70	18,60	0,0	37,900	82,400 Q	
			2nd	15,800	11,30	17,40	0,0	44,500		
2	POR 	Beatriz Martins/ Sílvia Saiote	1st	16,500	2,70	17,80	0,0	37,000	79,900 Q	2,500
			2nd	15,200	10,70	17,00	0,0	42,900		
3	CAN 	Cloé Deschênes/ Karine Dufour	1st	15,400	2,30	18,20	0,0	35,900	77,200 Q	5,200
			2nd	14,600	10,30	16,40	0,0	41,300		
4	NED 	Kirsten Boersma/ Pascaline Wiebering	1st	16,300	2,50	17,80	0,0	36,600	77,100 Q	5,300
			2nd	16,600	6,90	17,00	0,0	40,500		
5	JPN 	Ayano Kishi/ Megu Uyama	1st	17,500	2,70	18,60	0,0	38,800	65,100 Q	17,300
			2nd	9,100	6,80	10,40	0,0	26,300		
6	CHN 	Huang Yanfei/ Liu Lingling	1st	17,500	2,90	17,40	0,0	37,800	56,900 Q	25,500
			2nd	6,200	5,90	7,00	0,0	19,100		
7	CHN 	Li Dan/ Zhong Xingping	1st	18,700	2,70	19,40	0,0	40,800	54,400	28,000
			2nd	5,100	3,50	5,00	0,0	13,600		
8	SUI 	Fanny Chilo/ Sylvie Wirth	1st	16,500	2,10	18,00	0,0	36,600	49,100 Q	33,300
			2nd	3,900	4,40	4,20	0,0	12,500		
9	BEL 	Justine Brodelet/ Otilie Schelstraete	1st	15,000	2,80	16,60	0,0	34,400	47,900 Q	34,500
			2nd	4,100	3,80	5,60	0,0	13,500		



Loulé World Cup Synchronized Trampoline 2014

5 - 6 Set, 2014, Loule, Portugal





TRS / Qualifications

General Results

Page 2

Synchronized Women/Synch

10	JPN		Ayana Yamada/ Haruna Yamashita						
			1st	6,400	0,00	7,00	0,0	13,400	47,100
			2nd	11,700	9,60	12,40	0,0	33,700	
	RUS		Victoria Voronina/ Yana Pavlova						
			1st	0,000	0,00	0,00	0,0	0,000	0,000
			2nd	0,000	0,00	0,00	0,0	0,000	

TRS / Qualifications


General Results

Synchronized Men/Synch

Superior Jury Tatiana Shuiska	CJP Didier Wullaert E1 Jean-philippe Campus E2 Ann Barr E3 João Oliveira E4 Babette Wetering	BEL ACJFPeter Heames FRA D6 Nicole Richter IRL D7 Rusudan Khoperia POR NED	GBR AUS S8 Norifumi Yamamoto GEO	JPN
----------------------------------	--	--	--	-----

Rk		Routine	EXE	DIF	SYN	DED	Score	Total	GAP
1	CHN 	Dong Dong/ Tu Xiao							
		1st	19,000	3,10	18,60	0,0	40,700	90,300 Q	
		2nd	16,100	16,10	17,40	0,0	49,600		
2	FRA 	Allan Morante/ Romain Legros							
		1st	17,100	2,70	17,20	0,0	37,000	83,200 Q	7,100
		2nd	15,600	14,60	16,00	0,0	46,200		
3	SWE 	Jonas Nordfors/ Mans Aberg							
		1st	16,500	2,30	19,20	0,0	38,000	83,000 Q	7,300
		2nd	14,000	13,40	17,60	0,0	45,000		
4	GEO 	Giorgi Putkaradze/ Tengizi Koshkadze							
		1st	17,400	2,90	17,40	0,0	37,700	81,500 Q	8,800
		2nd	17,800	7,40	18,60	0,0	43,800		
5	RUS 	Mikhail Melnik/ Sergei Azarian							
		1st	17,400	3,10	17,60	0,0	38,100	80,000 Q	10,300
		2nd	14,100	14,20	13,60	0,0	41,900		
6	POL 	Lukasz Nowak/ Tomasz Krzemien							
		1st	16,800	2,90	18,80	0,0	38,500	79,200 Q	11,100
		2nd	16,300	7,20	17,20	0,0	40,700		
7	CHN 	Gao Lei/ Hu Zichao							
		1st	18,300	3,40	13,40	0,0	35,100	76,900	13,400
		2nd	16,400	10,60	14,80	0,0	41,800		
8	DEN 	Christian Andersen/ Daniel Praest							
		1st	16,100	3,30	17,60	0,0	37,000	74,800 Q	15,500
		2nd	11,500	11,90	14,40	0,0	37,800		
9	AZE 	Ilya Grishunin/ Oleg Plunov							
		1st	16,900	3,10	17,80	0,0	37,800	73,000 Q	17,300
		2nd	15,300	5,70	14,20	0,0	35,200		

Synchronized Men/Synch

10	AUS		Shaun Swadling/ Ty Swadling	1st	17,400	2,90	18,20	0,0	38,500	64,200 R	26,100
				2nd	7,900	8,20	9,60	0,0	25,700		
11	SUI		Nicolas Schori/ Romain Hohenweg	1st	14,900	0,60	13,80	0,0	29,300	58,800 R	31,500
				2nd	12,600	4,30	12,60	0,0	29,500		
12	JPN		Katsufumi Tasaki/ Ryota Shimada	1st	17,700	2,40	17,20	0,0	37,300	57,900	32,400
				2nd	6,300	6,50	7,80	0,0	20,600		
13	CZE		Adam Sult/ Martin Pelc	1st	17,300	2,30	17,40	0,0	37,000	50,500	39,800
				2nd	4,200	4,70	4,60	0,0	13,500		
14	POL		Artur Zakrzewski/ Lukasz Burdziak	1st	12,700	0,00	13,80	0,0	26,500	45,900	44,400
				2nd	5,500	6,50	7,40	0,0	19,400		
15	SWE		Oscar Smith/ Timoteus Karlsson	1st	3,200	0,00	3,60	0,0	6,800	44,900	45,400
				2nd	11,500	13,20	13,40	0,0	38,100		
16	CZE		Krystof Baumelt/ Naim Ashhab	1st	15,200	2,30	15,80	0,0	33,300	42,600	47,700
				2nd	3,000	2,70	3,60	0,0	9,300		
	AUS		Blake Gaudry/ Jack Penny	1st	0,000	0,00	0,00	0,0	0,000	0,000	90,300
				2nd	0,000	0,00	0,00	0,0	0,000		
	JPN		Masaki Ito/ Yasuhiro Ueyama	1st	0,000	0,00	0,00	0,0	0,000	0,000	90,300
				2nd	0,000	0,00	0,00	0,0	0,000		
	NED		Maxim Zeijl/ Orlando Gotschin	1st	0,000	0,00	0,00	0,0	0,000	0,000	90,300
				2nd	0,000	0,00	0,00	0,0	0,000		
	POR		Diogo Ganchinho/ Ricardo Santos	1st	0,000	0,00	0,00	0,0	0,000	0,000	90,300
				2nd	0,000	0,00	0,00	0,0	0,000		



TUM / Qualifications
General Results

Individual Women/Tumbling

Superior Jury
Tatiana Shuiska

CJP Walter Linden
E1 Chrystel Robert
E2 Huang Qian
E3 Flemming Kaas
E4 Rute Simão
E5 Sofiane Zahi

BEL
FRA D6 Olga Murtazina
CHN D7 Lisa Reilly
DEN
POR
ALG
KAZ
IRL

Rk		Routine	EXE	DIF	DED	Score	Total	GAP
1	CHN 	Jia Fangfang	1st	28,500	6,40	0,0	34,900	70,400 Q
			2nd	27,600	7,90	0,0	35,500	
2	GBR 	Lucie Colebeck	1st	26,700	6,40	0,0	33,100	65,000 Q 5,400
			2nd	26,400	5,50	0,0	31,900	
3	CHN 	Chen Lingxi	1st	26,400	6,00	0,0	32,400	64,500 Q 5,900
			2nd	25,800	6,30	0,0	32,100	
4	GBR 	Racheal Letsche	1st	26,400	6,10	0,0	32,500	63,900 Q 6,500
			2nd	25,500	5,90	0,0	31,400	
5	POR 	Raquel Pinto	1st	27,000	4,30	0,0	31,300	63,200 Q 7,200
			2nd	26,400	5,50	0,0	31,900	
6	POR 	Beatriz Botelho	1st	27,000	4,20	0,0	31,200	63,000 Q 7,400
			2nd	26,400	5,40	0,0	31,800	
7	BEL 	Tachina Peeters	1st	26,700	4,30	0,0	31,000	62,100 Q 8,300
			2nd	26,400	4,70	0,0	31,100	
8	POR 	Inês Botelho	1st	26,700	4,30	0,0	31,000	61,500 8,900
			2nd	25,800	4,70	0,0	30,500	
9	GBR 	Yasmin Taite	1st	24,600	5,90	0,0	30,500	61,500 8,900
			2nd	26,100	4,90	0,0	31,000	



Loulé World Cup Tumbling 2014







5 - 6 Set, 2014, Loule, Portugal



TUM / Qualifications
General Results

Page 2

Individual Women/Tumbling

10	GBR 	Heather Cowell	1st	26,400	4,30	0,0	30,700	60,800	9,600
			2nd	25,200	4,90	0,0	30,100		
11	RUS 	Ekaterina Gaas	1st	26,700	6,20	0,0	32,900	58,700 Q	11,700
			2nd	21,900	3,90	0,0	25,800		
12	BEL 	Rowena Luyten	1st	24,600	4,50	0,0	29,100	58,100 R	12,300
			2nd	24,300	4,70	0,0	29,000		
13	FRA 	Léa Callon	1st	26,400	4,40	0,0	30,800	57,500 R	12,900
			2nd	24,300	2,40	0,0	26,700		
14	FRA 	Marie Deloge	1st	21,900	3,90	0,0	25,800	52,400	18,000
			2nd	24,300	2,30	0,0	26,600		
15	CHN 	Yang Yujie	1st	15,300	3,10	0,0	18,400	43,200	27,200
			2nd	22,500	2,30	0,0	24,800		


TUM / Qualifications
General Results

Individual Men/Tumbling












Superior Jury
Tatiana Shuiska

CJP Elena Pereskokova
E1 Michael Armstrong
E2 Olga Murtazina
E3 Michiko Kawada
E4 Lisa Reilly
E5 Sofiane Zahi

RUS D6 Huang Qian
GBR D7 Rute Simão
KAZ
JPN
IRL
ALG
CHN
POR

Rk		Routine	EXE	DIF	DED	Score	Total	GAP	
1	CHN 	Yang Song	1st	27,600	8,50	0,0	36,100	73,800 Q	
			2nd	26,100	11,60	0,0	37,700		
2	CHN 	Meng Wenchao	1st	28,200	8,20	0,0	36,400	73,200 Q	0,600
			2nd	26,400	10,40	0,0	36,800		
3	GBR 	Kristof Willerton	1st	26,400	10,50	0,0	36,900	73,000 Q	0,800
			2nd	27,000	9,10	0,0	36,100		
4	RUS 	Grigory Noskov	1st	25,800	8,20	0,0	34,000	68,700 Q	5,100
			2nd	25,500	9,20	0,0	34,700		
5	CHN 	Lin Qite	1st	26,100	8,20	0,0	34,300	68,600	5,200
			2nd	24,300	10,00	0,0	34,300		
6	JPN 	Jumpei Sugiura	1st	26,700	6,40	0,0	33,100	66,500 Q	7,300
			2nd	25,500	7,90	0,0	33,400		
7	DEN 	Mikael Nissen	1st	25,200	8,20	0,0	33,400	65,900 Q	7,900
			2nd	24,600	7,90	0,0	32,500		
8	KAZ 	Oleg Sapeshko	1st	26,400	6,50	0,0	32,900	65,200 Q	8,600
			2nd	25,200	7,10	0,0	32,300		
9	ALG 	Omar Drareni	1st	26,700	6,40	0,0	33,100	65,100 Q	8,700
			2nd	26,100	5,90	0,0	32,000		

Individual Men/Tumbling

10	GBR 	Greg Townley	1st	27,600	9,00	0,0	36,600	65,100 R	8,700
			2nd	23,400	5,10	0,0	28,500		
11	GBR 	Steven Gilmore	1st	25,800	6,00	0,0	31,800	64,700	9,100
			2nd	24,900	8,00	0,0	32,900		
12	POR 	Frederico Rodrigues	1st	24,900	6,40	0,0	31,300	63,200 R	10,600
			2nd	24,300	7,60	0,0	31,900		
13	DEN 	Kristoffer Hayes	1st	24,600	5,90	0,0	30,500	62,500	11,300
			2nd	23,700	8,30	0,0	32,000		
14	KAZ 	Zukhriddin Imamov	1st	26,400	6,50	0,0	32,900	61,500	12,300
			2nd	24,300	4,30	0,0	28,600		
15	ALG 	Mustapha Benabdallah	1st	24,600	6,10	0,0	30,700	61,500	12,300
			2nd	24,900	5,90	0,0	30,800		
16	ALG 	Abdenmour Annag	1st	25,500	6,40	0,0	31,900	60,400	13,400
			2nd	23,700	4,80	0,0	28,500		
17	JPN 	Shotaro Sugiura	1st	23,400	4,00	0,0	27,400	58,400	15,400
			2nd	26,100	4,90	0,0	31,000		
18	GBR 	Abdullah Izzidien	1st	22,800	3,90	0,0	26,700	57,000	16,800
			2nd	23,400	6,90	0,0	30,300		
19	DEN 	Sune Enghilm	1st	24,600	6,40	0,0	31,000	51,600	22,200
			2nd	16,800	3,80	0,0	20,600		
20	FRA 	Jérémy Ditta	1st	24,600	6,40	0,0	31,000	49,800	24,000
			2nd	15,300	3,50	0,0	18,800		



Loulé World Cup Tumbling 2014

5 - 6 Set, 2014, Loule, Portugal





TUM / Qualifications

General Results









Page 3

Individual Men/Tumbling

21	FRA		Gauthier Horemans	1st	20,100	5,40	0,0	25,500	44,600	29,200
				2nd	15,600	3,50	0,0	19,100		
	TJK		Temur Safaev	1st	0,000	0,00	0,0	0,000	0,000	73,800
				2nd	0,000	0,00	0,0	0,000		

Individual Women/Trampoline









Superior Jury Tatiana Shuiska	CJP Babette Wetering	NED
	E1 Nicole Richter	AUS D6 Jean-philippe Campus FRA
	E2 Andreas Vogt	SUI D7 Olga Siniakova RUS
	E3 Rusudan Khoperia	GEO TOF Adil Juseyn-zada AZE
	E4 Ann Barr	IRL
	E5 Francesca Beltrami	ITA

Rk		Routine	EXE	DIF	TOF	DED	Score	Total	GAP
1	CHN 	Li Dan	1st	24,600	15,20	15,810	0,0	55,610	
2	GBR 	Bryony Page	1st	23,400	14,80	15,410	0,0	53,610	2,000
3	JPN 	Ayana Yamada	1st	22,500	13,60	15,660	0,0	51,760	3,850
4	RUS 	Anna Kornetskaya	1st	21,900	13,30	15,295	0,0	50,495	5,115
5	CHN 	Zhong Xingping	1st	12,000	7,20	08,015	0,0	27,215	28,395
6	RUS 	Irina Kundius	1st	10,800	8,00	08,325	0,0	27,125	28,485
7	GBR 	Katherine Driscoll	1st	6,300	4,90	04,940	0,0	16,140	39,470
8	CAN 	Karen Cockburn	1st	4,800	3,10	03,365	0,0	11,265	44,345

Individual Men/Trampoline









Superior Jury
Tatiana Shuiska

CJP João Oliveira	POR		
E1 Konrad Bojakowski	POL	D6 Traci House	CAN
E2 Erik Mogensen	DEN	D7 Rusudan Khoperia	GEO
E3 Monica Antolin	ESP	TOF Tatiana Novakova	CZE
E4 Peter Heames	GBR		
E5 Didier Wullaert	BEL		

Rk		Routine	EXE	DIF	TOF	DED	Score	Total	GAP
1	CHN 	Gao Lei	1st	25,500	17,70	18,205	0,0	61,405	
2	CHN 	Tu Xiao	1st	24,600	17,30	17,850	0,0	59,750	1,655
3	RUS 	Mikhail Melnik	1st	23,400	17,30	17,650	0,0	58,350	3,055
4	AUS 	Ty Swadling	1st	23,100	16,50	16,930	0,0	56,530	4,875
5	FRA 	Allan Morante	1st	23,100	15,80	17,285	0,0	56,185	5,220
6	SWE 	Jonas Nordfors	1st	13,800	10,40	10,635	0,0	34,835	26,570
7	RUS 	Sergei Azarian	1st	9,300	7,40	07,215	0,0	23,915	37,490
8	JPN 	Ryota Shimada	1st	6,600	5,50	05,325	0,0	17,425	43,980

Synchronized Women/Synch









Superior Jury Tatiana Shuiska	CJP Francesca Beltrami	ITA ACJF Erik Mogensen	DEN
E1 Jean-philippe Campus	FRA D6 Konrad Bojakowski	POL S8 Andreas Vogt	SUI
E2 Tatiana Novakova	CZE D7 Olga Siniakova	RUS	
E3 Monica Antolin	ESP		
E4 Ulf Andersson	SWE		

Rk		Routine	EXE	DIF	SYN	DED	Score	Total	GAP
1	POR 	Beatriz Martins/ Sílvia Saiote							
		1st	15,600	10,70	18,60	0,0	44,900	44,900	
2	SUI 	Fanny Chilo/ Sylvie Wirth							
		1st	15,500	11,40	17,40	0,0	44,300	44,300	0,600
3	NED 	Kirsten Boersma/ Pascaline Wiebering							
		1st	15,700	10,50	17,80	0,0	44,000	44,000	0,900
4	JPN 	Ayano Kishi/ Megu Uyama							
		1st	16,100	11,20	16,60	0,0	43,900	43,900	1,000
5	RUS 	Anna Kornetskaya/ Irina Kundius							
		1st	16,100	11,70	16,00	0,0	43,800	43,800	1,100
6	BEL 	Justine Brodelet/ Otilie Schelstraete							
		1st	14,800	10,60	17,40	0,0	42,800	42,800	2,100
7	CHN 	Huang Yanfei/ Liu Lingling							
		1st	14,000	12,40	13,40	0,0	39,800	39,800	5,100
8	CAN 	Cloé Deschênes/ Karine Dufour							
		1st	9,400	5,50	10,00	0,0	24,900	24,900	20,000

TRS / Finals
General Results

Synchronized Men/Synch

Superior Jury Tatiana Shuiska	CJP Didier Wullaert E1 Traci House E2 Ann Barr E3 João Oliveira E4 Babette Wetering	BEL ACJFPeter Heames CAN D6 Nicole Richter IRL D7 Rusudan Khoperia POR NED	GBR AUS S8 Norifumi Yamamoto GEO	JPN
----------------------------------	---	--	--	-----

Rk		Routine	EXE	DIF	SYN	DED	Score	Total	GAP
1	CHN 	Dong Dong/ Tu Xiao 1st	16,800	16,10	18,00	0,0	50,900	50,900	
2	RUS 	Mikhail Melnik/ Sergei Azarian 1st	16,000	16,00	17,00	0,0	49,000	49,000	1,900
3	AZE 	Ilya Grishunin/ Oleg Piunov 1st	15,800	14,80	18,00	0,0	48,600	48,600	2,300
4	FRA 	Allan Morante/ Romain Legros 1st	16,100	14,60	17,80	0,0	48,500	48,500	2,400
5	SWE 	Jonas Nordfors/ Mans Aberg 1st	15,400	13,60	18,60	0,0	47,600	47,600	3,300
6	DEN 	Christian Andersen/ Daniel Praest 1st	6,500	6,10	6,60	0,0	19,200	19,200	31,700
7	POL 	Lukasz Nowak/ Tomasz Krzemien 1st	7,200	2,10	7,60	0,0	16,900	16,900	34,000
8	GEO 	Giorgi Putkaradze/ Tengizi Koshkadze 1st	2,500	3,20	3,00	0,0	8,700	8,700	42,200



Loulé World Cup Tumbling 2014

5 - 6 Set, 2014, Loulé, Portugal



TUM / Finals
General Results

Page 1

Individual Women/Tumbling

Superior Jury
Tatiana Shuiska









CJP Walter Linden
E1 Lisa Reilly
E2 Chrystel Robert
E3 Flemming Kaas
E4 Olga Murtazina
E5 Sofiane Zahi

BEL
IRL D6 Michael Armstrong
FRA D7 Elena Pereskokova
DEN
KAZ
ALG
GBR
RUS

Rk		Routine	EXE	DIF	DED	Score	Total	GAP	
1	CHN 	Jia Fangfang	1st	28,200	6,40	0,0	34,600	70,700	
			2nd	28,200	7,90	0,0	36,100		
2	GBR 	Lucie Colebeck	1st	25,800	7,20	0,0	33,000	66,300	4,400
			2nd	25,800	7,50	0,0	33,300		
3	GBR 	Racheal Letsche	1st	25,800	7,10	0,0	32,900	64,600	6,100
			2nd	25,800	5,90	0,0	31,700		
4	CHN 	Chen Lingxi	1st	26,400	6,40	0,0	32,800	64,300	6,400
			2nd	25,200	6,30	0,0	31,500		
5	POR 	Raquel Pinto	1st	26,700	5,50	0,0	32,200	64,000	6,700
			2nd	26,700	5,10	0,0	31,800		
6	BEL 	Tachina Peeters	1st	26,100	4,30	0,0	30,400	61,400	9,300
			2nd	26,700	4,30	0,0	31,000		
6	POR 	Beatriz Botelho	1st	26,400	4,20	0,0	30,600	61,400	9,300
			2nd	25,800	5,00	0,0	30,800		
8	RUS 	Ekaterina Gaas	1st	25,500	6,10	0,0	31,600	48,000	22,700
			2nd	13,200	3,20	0,0	16,400		

Individual Men/Tumbling

Superior Jury Tatiana Shuiska	CJP Elena Pereskokova E1 Rute Simão E2 Olga Murtazina E3 Walter Linden E4 Lisa Reilly E5 Sofiane Zahi	RUS POR D6 Huang Qian KAZ D7 Flemming Kaas BEL IRL ALG	CHN DEN
----------------------------------	--	---	------------

Rk		Routine	EXE	DIF	DED	Score	Total	GAP	
1	GBR 	Kristof Willerton	1st	27,300	10,90	0,0	38,200	75,800	
			2nd	27,600	10,00	0,0	37,600		
2	CHN 	Meng Wenchao	1st	28,200	9,60	0,0	37,800	74,800	1,000
			2nd	27,000	10,00	0,0	37,000		
3	RUS 	Grigory Noskov	1st	26,400	10,70	0,0	37,100	73,800	2,000
			2nd	26,700	10,00	0,0	36,700		
4	CHN 	Yang Song	1st	27,000	11,60	0,0	38,600	69,900	5,900
			2nd	25,200	6,10	0,0	31,300		
5	ALG 	Omar Drareni	1st	26,100	6,40	0,0	32,500	65,100	10,700
			2nd	25,500	7,10	0,0	32,600		
6	DEN 	Mikael Nissen	1st	24,300	9,00	0,0	33,300	64,400	11,400
			2nd	22,500	8,60	0,0	31,100		
7	JPN 	Jumpei Sugiura	1st	23,100	6,00	0,0	29,100	62,500	13,300
			2nd	25,500	7,90	0,0	33,400		
8	KAZ 	Oleg Sapeshko	1st	23,700	4,10	0,0	27,800	60,100	15,700
			2nd	25,800	6,50	0,0	32,300		